

Central Valley Regional Center

Robert Riddick, Executive Director
4615 North Marty, Fresno, CA 93722-4186
Phone: (559) 276-4300 • Fax: (559) 276-4360
E-mail: rriddick@cvrc.org
www.cvrc.org



Spring 2013

Performance Report for Central Valley Regional Center

Every year, the Department of Developmental Services (DDS) contracts with regional centers in California to serve consumers and families. And, every year DDS looks at how well the regional centers are doing. This report will give you information about your regional center.

Last year, at Central Valley Regional Center (CVRC) we served about 15,300 consumers. The charts on page 2 tell you about the consumers we serve. You'll also see how well we are doing in meeting our goals and in fulfilling our contract with DDS.

At CVRC, we want to improve every year, do better than the state average, and meet or exceed the DDS standard. As you can see in this report, we did well having fewer individuals living in the developmental center and having fewer adults living in large facilities. We also did well having fewer children living in large facilities and having more children living with families. Lastly, we exceeded our goals by having more adults living in home settings including independent living, supported living, Adult Family Home Agency homes, and their own family homes.

We hope this report helps you learn more about CVRC. If you have any questions or comments, please contact us!

This report is a summary. For more information contact Linda Weiner, Central Valley Regional Center at (559) 276-4363 or lweiner@cvrc.org.

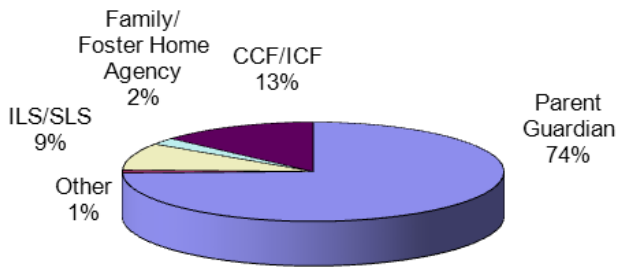
A handwritten signature in black ink that reads "Robert A. Riddick".

Director, Central Valley Regional Center

Who uses CVRC?

These charts tell you about who CVRC consumers are and where they live.

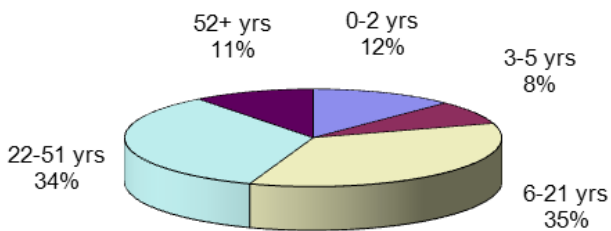
WHERE CVRC CONSUMERS LIVE



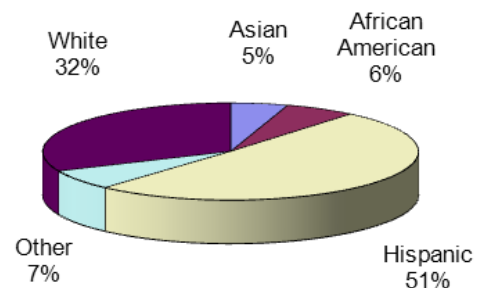
PRIMARY DIAGNOSIS OF CVRC CONSUMERS



AGE OF CVRC CONSUMERS



ETHNICITY OF CVRC CONSUMERS



How well is CVRC performing?

This chart tells you about 5 areas where DDS wants each regional center to keep improving.

The first column tells you how CVRC was doing at the beginning of 2012. And, the second column shows how CVRC was doing at the end of 2012.

To see how CVRC compares to the other regional centers in the state, compare the numbers to the state averages (in the shaded columns).

Regional Center Goals (based on Lanterman Act)	December 2011		December 2012	
	State Average	CVRC	State Average	CVRC
Less consumers live in developmental centers	0.73%	1.03%	0.63%	0.90%
More children live with families	98.71%	98.43%	98.87%	98.54%
More adults live in home settings*	74.81%	74.37%	75.68%	75.08%
Less children live in large facilities (more than 6 people)	0.09%	0.03%	0.08%	0.01%
Less adults live in large facilities (more than 6 people)	3.50%	1.13%	3.31%	1.01%

* Home settings include: independent living, supported living, Adult Family Home Agency homes, and consumers' family homes.

Did CVRC meet DDS standards?

Read below to see how well CVRC did in meeting DDS compliance standards:

Areas Measured	Last Period	Current Period
Passes independent audit	Yes	Yes
Passes DDS audit	Yes	Yes
Audits vendors as required	Met	Met
Didn't overspend operations budget	Yes	Yes
Participates in the federal waiver	Yes	Yes
CDERs are updated as required (<i>CDER is the Client Development Evaluation Report with information about the consumer's diagnosis</i>)	96.89%	NA*
Intake/Assessment timelines for consumers age 3 or older met	98.63%	100%
IPP (<i>Individual Program Plan</i>) requirements met	99.91%	99.91%
IFSP (<i>Individualized Family Service Plan</i>) requirements met	88.78%	NA**

*Measure temporarily suspended due to implementation of new Early Start Report.

**Measure temporarily suspended pending revision to measurement methodology and availability of associated data.

What about other performance areas?

In the future, we will measure how well we are doing in other areas, including:

- Increasing the number of consumers who work,
- Getting better pay for consumers who work,
- Making sure consumers get medical and dental services, and
- Meeting Intake/Assessment and IFSP timelines for children 0–3.

Want more information?

For more information contact Linda Weiner, Central Valley Regional Center at (559) 276-4363 or by email lweiner@cvrc.org.