

## Central Valley Regional Center

Robert Riddick, Executive Director  
4615 North Marty, Fresno, CA 93722-4186  
Phone: (559) 276-4300 • Fax: (559) 276-4360  
E-mail: [Rriddick@cvrc.org](mailto:Rriddick@cvrc.org)  
[www.cvrc.org](http://www.cvrc.org)



*Spring 2015*

## Performance Report for Central Valley Regional Center

Every year, the Department of Developmental Services (DDS) contracts with regional centers in California to serve consumers and families. And, every year DDS looks at how well the regional centers are doing. This report will give you information about your regional center.

Last year, at Central Valley Regional Center (CVRC) we served about 16,200 consumers. The charts on page 2 tell you about the consumers we serve. You'll also see how well we are doing in meeting our goals and in fulfilling our contract with DDS.

At CVRC, we want to improve every year, do better than the state average, and meet or exceed the DDS standard. As you can see in this report, we did well in having fewer individuals living in the developmental center and having fewer adults living in large facilities. We also did well having only one child living in a large facility. We exceeded our goals by having more children living with families and more adults living in home settings including independent living, supported living, Adult Family Home Agency homes, and their own family homes.

We hope this report helps you learn more about CVRC. If you have any questions or comments, please contact us!

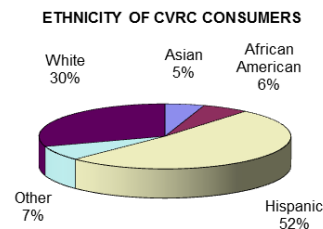
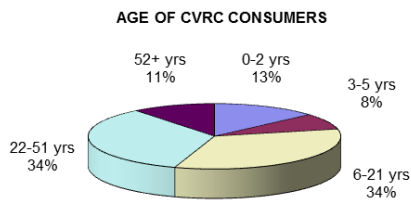
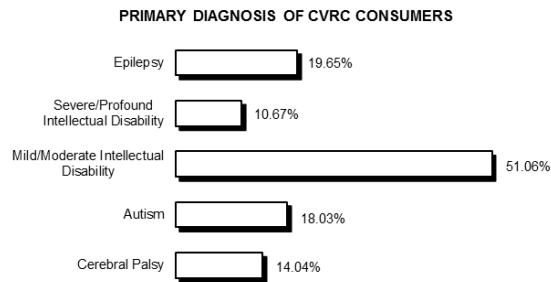
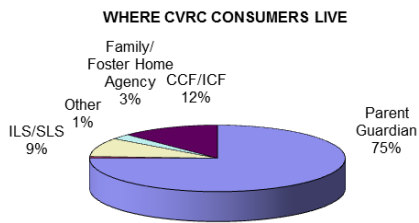
This report is a summary. For more information, contact Linda Weiner, Central Valley Regional Center at (559) 276-4363 or by email at [lweiner@cvrc.org](mailto:lweiner@cvrc.org).

A handwritten signature in black ink that reads "Robert A. Riddick".

Director, Central Valley Regional Center

## Who uses CVRC?

These charts tell you about who CVRC consumers are and where they live.



## How well is CVRC performing?

This chart tells you about 5 areas where DDS wants each regional center to keep improving.

The first column tells you how CVRC was doing at the beginning of 2014. And, the second column shows how CVRC was doing at the end of 2014.

To see how CVRC compares to the other regional centers in the state, compare the numbers to the state averages (in the shaded columns).

Regional Center Goals (based on Lanterman Act)	December 2013		December 2014	
	State Average	CVRC	State Average	CVRC
Fewer consumers live in developmental centers	0.51%	0.76%	0.42%	0.67%
More children live with families	98.98%	98.47%	99.04%	98.77%
More adults live in home settings*	76.49%	76.11%	77.30%	76.80%
Fewer children live in large facilities (more than 6 people)	0.07%	0.01%	0.07%	0.01%
Fewer adults live in large facilities (more than 6 people)	3.12%	0.91%	2.96%	0.96%

\* Home settings include: independent living, supported living, Adult Family Home Agency homes, and consumers' family homes.

## Did CVRC meet DDS standards?

Read below to see how well CVRC did in meeting DDS compliance standards:

Areas Measured	Last Period	Current Period
Passes independent audit	Yes	Yes
Passes DDS audit	Yes	Yes
Audits vendors as required	Met	Met
Didn't overspend operations budget	Yes	Yes
Participates in the federal waiver	Yes	Yes
CDERs and ESRs are updated as required (CDER is the Client Development Evaluation Report and ESR is the Early Start Report. Both contain information about consumers, including diagnosis.)	NA*	96.58%**
Intake/Assessment timelines for consumers age 3 or older met	99.26%	100%
IPP ( <i>Individual Program Plan</i> ) requirements met	99.91%	99.27%
IFSP ( <i>Individualized Family Service Plan</i> ) requirements met	NA***	96.60%

*\*Measure was temporarily suspended due to implementation of new Early Start Report.*

*\*\*CDER and ESR currency percentages were weighted based on the regional center's Status 1 and Status 2 caseloads, to arrive at a composite score.*

*\*\*\*Measurement methodology revised at the end of 2013.*

## What about other performance areas?

In the future, we will measure how well we are doing in other areas, including:

- Increasing the number of consumers who work,
- Getting better pay for consumers who work,
- Making sure consumers get medical and dental services, and
- Meeting Intake/Assessment and IFSP timelines for children 0–3.

## Want more information?

For more information, contact Linda Weiner, Central Valley Regional Center at (559) 276-4363 or by email at [lweiner@cvrc.org](mailto:lweiner@cvrc.org).