

Far Northern Regional Center

Laura Larson, Director

1900 Churn Creek Road, Suite 319, Redding, CA 96002

Phone: (530) 222-4791 • Fax: (530) 222-8908

E-mail: www.farnorthernrc.org



Spring 2011

Performance Report for Far Northern Regional Center

Every year, the Department of Developmental Services (DDS) contracts with regional centers in California to serve consumers and families. And, every year DDS looks at how well the regional centers are doing. This report will give you information about your regional center.

Last year, at Far Northern Regional Center (FNRC) we served about 6,400 consumers. The charts on page 2 tell you about the consumers we serve. You'll also see how well we are doing in meeting our goals and in fulfilling our contract with DDS.

At FNRC, we want to improve every year, do better than the state average, and meet or exceed the DDS standard. As you can see in this report, we did well in all areas. FNRC strives to provide a wide array of living options for adults and to provide the in-home supports families need to keep children living in the home. We are extremely proud of our intensive service model residences. These homes, for both adults and children are designed to keep individuals in the community when they become at risk of losing their placement in the community. FNRC continues to work on meeting timelines for intake and assessment of consumers age 3 or older.

We hope this report helps you learn more about FNRC. If you have any questions or comments, please contact us!

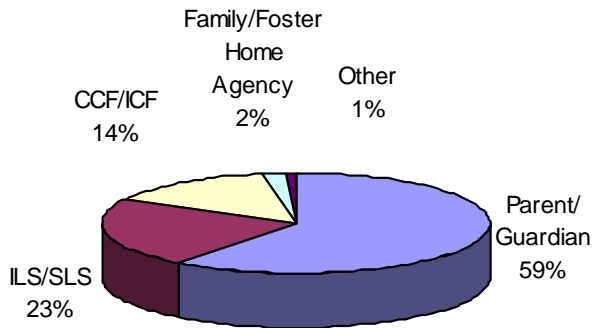
This report is a summary. To see the complete report, go to: www.farnorthernrc.org
Or contact Diana Anderson at 530-222-4791.

Director, Far Northern Regional Center

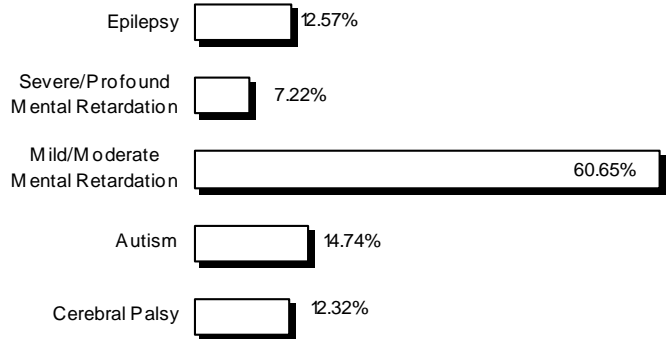
Who uses FNRC?

These charts tell you about who FNRC consumers are and where they live.

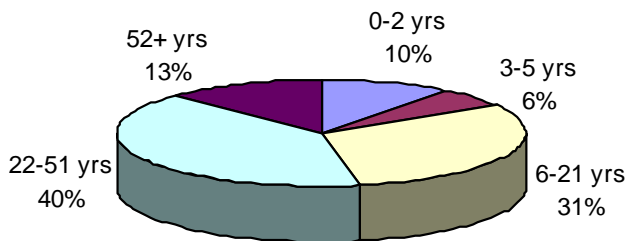
WHERE FNRC CONSUMERS LIVE



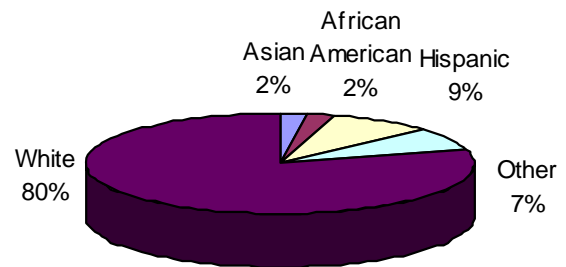
PRIMARY DIAGNOSIS OF FNRC CONSUMERS



AGE OF FNRC CONSUMERS



ETHNICITY OF FNRC CONSUMERS



How well is FNRC performing?

This chart tells you about 5 areas where DDS wants each regional center to keep improving.

The first column tells you how FNRC was doing at the beginning of 2010. And, the second column shows how FNRC was doing at the end of 2010.

To see how FNRC compares to the other regional centers in the state, compare the numbers to the state averages (in the shaded columns).

Regional Center Goals (based on Lanterman Act)	December 2009		December 2010	
	State Average	FNRC	State Average	FNRC
Less consumers live in developmental centers	0.91%	0.52%	0.83%	0.51%
More children live with families	98.48%	98.58%	98.60%	99.07%
More adults live in home settings*	73.20%	74.96%	73.99%	75.65%
Less children live in large facilities (more than 6 people)	0.13%	0.00%	0.13%	0.00%
Less adults live in large facilities (more than 6 people)	4.10%	3.28%	3.80%	2.98%

* Home settings include: independent living, supported living, Adult Family Home Agency homes, and consumers' family homes.

Did FNRC meet DDS standards?

Read below to see how well FNRC did in meeting DDS compliance standards:

Areas Measured	Last Period	Current Period
Passes independent audit	Yes	Yes
Passes DDS audit	Yes	Yes
Audits vendors as required	Met	Met
Didn't overspend operations budget	Yes	Yes
Participates in the federal waiver	Yes	Yes
CDERs are updated as required (<i>CDER is the Client Development Evaluation Report with information about the consumer's diagnosis</i>)	NA*	95.27%
Intake/Assessment timelines for consumers age 3 or older met	98.98%	96.32%
IPP (<i>Individual Program Plan</i>) requirements met	99.84%	100%
IFSP (<i>Individualized Family Service Plan</i>) requirements met	87.12%	92.86%

*Measure was temporarily suspended during implementation of the Revised CDER.

What about other performance areas?

In the future, we will measure how well we are doing in other areas, including:

- Increasing the number of consumers who work,
- Getting better pay for consumers who work,
- Making sure consumers get medical and dental services, and
- Meeting Intake/Assessment and IFSP timelines for children 0–3.

Want more information?

To see the complete report, go to: www.farnorthernrc.org

Or contact Diana Anderson at 530-222-4791