

Regional Center of Orange County
Larry Landauer, Executive Director
1525 North Tustin Avenue, Santa Ana, CA 92705
Phone: (714) 796-5100 • Fax: (714) 547-4365
E-mail: llandauer@rcocdd.com
www.rcocdd.com



Spring 2014

Performance Report for Regional Center of Orange County

Every year, the Department of Developmental Services (DDS) contracts with regional centers in California to serve consumers and families. And, every year DDS looks at how well the regional centers are doing. This report will give you information about your regional center.

Last year, at Regional Center of Orange County (RCOC) we served about 17,700 consumers. The charts on page 2 tell you about the consumers we serve. You'll also see how well we are doing in meeting our goals and in fulfilling our contract with DDS.

At RCOC, we want to improve every year, do better than the state average, and meet or exceed the DDS standard. As you can see in this report, we did well in the following areas: transitioning consumers from developmental centers into less restrictive settings in the community; supporting children living at home with their families; and supporting adult consumers who reside in home-like settings.

But, we still need to improve in supporting both children and adults to transition from large residential programs into smaller community settings.

We hope this report helps you learn more about RCOC. If you have any questions or comments, please contact us!

This report is a summary. To see the complete report, go to: www.rcocdd.com

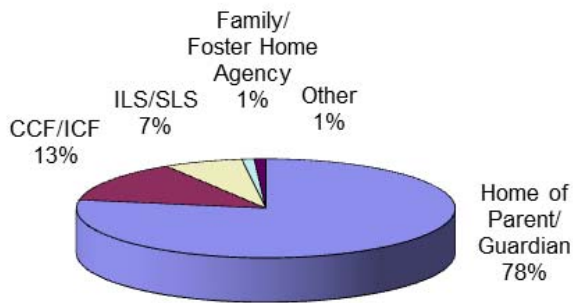
Or contact Jack Stanton at 714) 796-5308.

Executive Director, Regional Center of Orange County

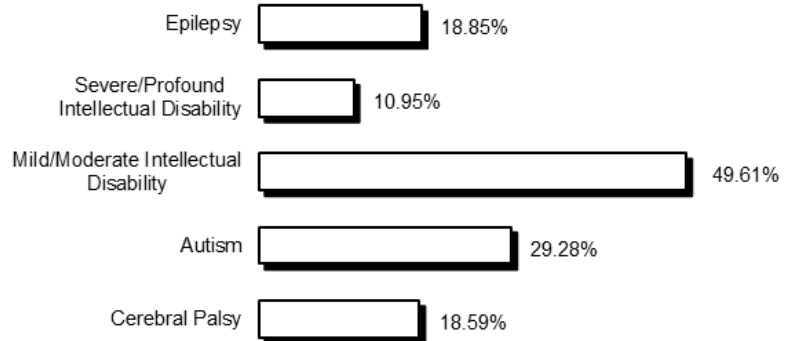
Who uses RCOC?

These charts tell you about who RCOC consumers are and where they live.

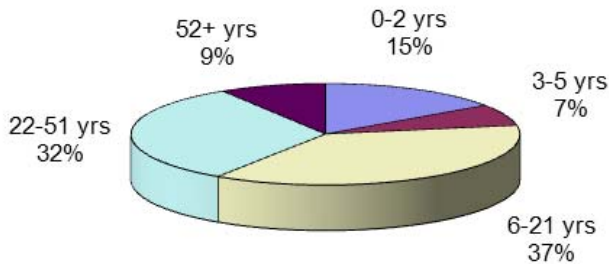
WHERE RCOC CONSUMERS LIVE



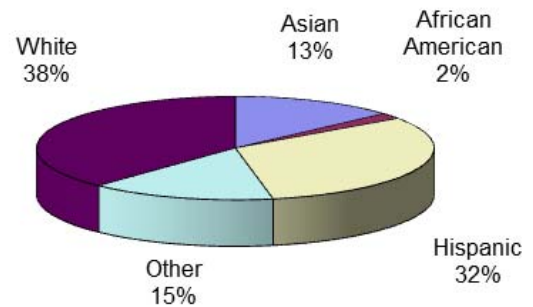
PRIMARY DIAGNOSIS OF RCOC CONSUMERS



AGE OF RCOC CONSUMERS



ETHNICITY OF RCOC CONSUMERS



How well is RCOC performing?

This chart tells you about 5 areas where DDS wants each regional center to keep improving.

The first column tells you how RCOC was doing at the beginning of 2013. And, the second column shows how RCOC was doing at the end of 2013.

To see how RCOC compares to the other regional centers in the state, compare the numbers to the state averages (in the shaded columns).

Regional Center Goals (based on Lanterman Act)	December 2012		December 2013	
	State Average	RCOC	State Average	RCOC
Less consumers live in developmental centers	0.63%	0.62%	0.51%	0.53%
More children live with families	98.87%	98.68%	98.98%	98.90%
More adults live in home settings*	75.68%	71.95%	76.49%	72.96%
Less children live in large facilities (more than 6 people)	0.08%	0.04%	0.07%	0.05%
Less adults live in large facilities (more than 6 people)	3.31%	4.13%	3.12%	4.00%

* Home settings include: independent living, supported living, Adult Family Home Agency homes, and consumers' family homes.

Did RCOC meet DDS standards?

Read below to see how well RCOC did in meeting DDS compliance standards:

Areas Measured	Last Period	Current Period
Passes independent audit	Yes	Yes
Passes DDS audit	Yes	Yes
Audits vendors as required	Met	Met
Didn't overspend operations budget	Yes	Yes
Participates in the federal waiver	Yes	Yes
CDERs and ESRs are updated as required (CDER is the Client Development Evaluation Report and ESR is the Early Start Report. Both contain information about consumers, including diagnosis.)	NA*	NA*
Intake/Assessment timelines for consumers age 3 or older met	98.55%	100%
IPP (<i>Individual Program Plan</i>) requirements met	98.67%	98.67%
IFSP (<i>Individualized Family Service Plan</i>) requirements met	NA**	NA**

*Measure temporarily suspended due to implementation of new Early Start Report.

**Measurement methodology revised at the end of 2013.

- RCOC continues efforts at insuring that audit requirements for vendors are completed
- RCOC maintains extensive outreach efforts including county-wide developmental screenings, assigning an RCOC nurse liaison to local NICU's (Neonatal Intensive Care Units), and physician outreach efforts which all contribute to a considerable number of children served through the Early Start Program
- RCOC continues to maximize federal participation through the administration of the Home and Community Based Services federal waiver program

What about other performance areas?

In the future, we will measure how well we are doing in other areas, including:

- Increasing the number of consumers who work,
- Getting better pay for consumers who work,
- Making sure consumers get medical and dental services, and
- Meeting Intake/Assessment and IFSP timelines for children 0–3.

Want more information?

To see the complete report, go to: www.rcocdd.com

Or contact Jack Stanton at 714) 796-5308.