

## **San Diego Regional Center**

Carlos Flores, Executive Director  
4355 Ruffin Road, Suite 200, San Diego, CA 92123-1648  
Phone: (858) 576-2996 • Fax: (858) 576-2873  
[www.sdrc.org](http://www.sdrc.org)



*Spring 2015*

## **Performance Report for San Diego Regional Center**

Every year, the Department of Developmental Services (DDS) contracts with regional centers in California to serve clients and families. And, every year DDS looks at how well the regional centers are doing. This report will give you information about your regional center.

Last year, at San Diego Regional Center (SDRC) we served about 22,200 clients. The charts on page 2 tell you about the clients we serve. You'll also see how well we are doing in meeting our goals and in fulfilling our contract with DDS.

At SDRC, we want to improve every year, do better than the state average, and meet or exceed the DDS standard. As you can see in this report, we did well in 2014.

We hope this report helps you learn more about SDRC. If you have any questions or comments, please contact us!

This report is a summary. To see the complete report, go to: [www.sdrc.org](http://www.sdrc.org)

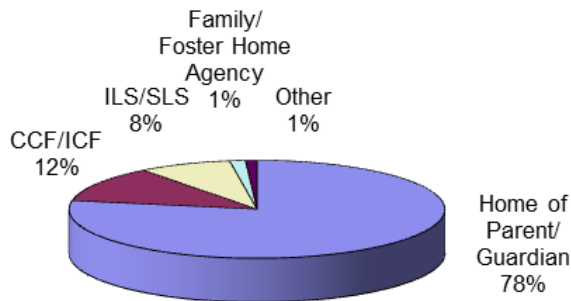
Or contact Community Services at **858-576-2966**

Carlos Flores  
Executive Director, San Diego Regional Center

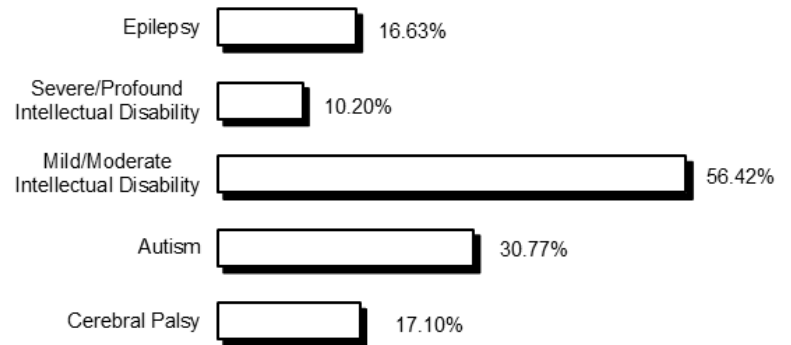
## Who uses SDRC?

These charts tell you about who SDRC clients are and where they live.

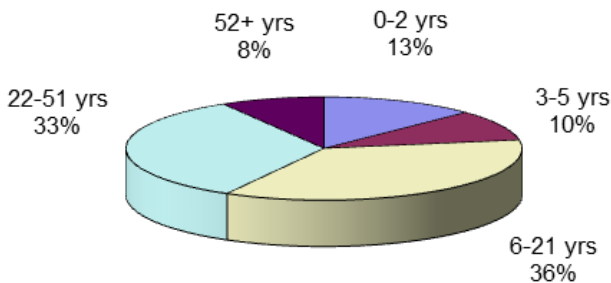
### WHERE SDRC CLIENTS LIVE



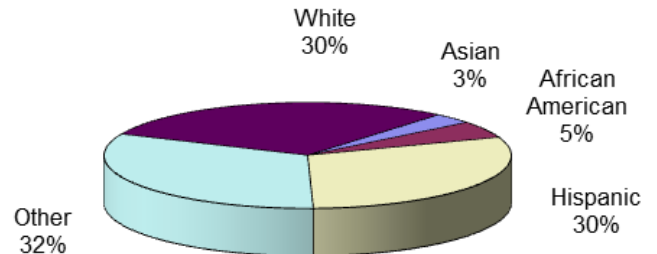
### PRIMARY DIAGNOSIS OF SDRC CLIENTS



### AGE OF SDRC CLIENTS



### ETHNICITY OF SDRC CLIENTS



## How well is SDRC performing?

This chart tells you about 5 areas where DDS wants each regional center to keep improving.

The first column tells you how SDRC was doing at the beginning of 2014. And, the second column shows how SDRC was doing at the end of 2014.

To see how SDRC compares to the other regional centers in the state, compare the numbers to the state averages (in the shaded columns).

Regional Center Goals (based on Lanterman Act)	December 2013		December 2014	
	State Average	SDRC	State Average	SDRC
Less clients live in developmental centers	0.51%	0.40%	0.42%	0.34%
More children live with families	98.98%	99.15%	99.04%	99.18%
More adults live in home settings*	76.49%	74.88%	77.30%	75.74%
Less children live in large facilities (more than 6 people)	0.07%	0.13%	0.07%	0.18%
Less adults live in large facilities (more than 6 people)	3.12%	3.08%	2.96%	2.85%

\* Home settings include: independent living, supported living, Adult Family Home Agency homes, and clients' family homes.

## Did SDRC meet DDS standards?

Read below to see how well SDRC did in meeting DDS compliance standards:

Areas Measured	Last Period	Current Period
Passes independent audit	Yes	Yes
Passes DDS audit	Yes	Yes
Audits vendors as required	Met	Met
Didn't overspend operations budget	Yes	Yes
Participates in the federal waiver	Yes	Yes
CDERs and ESRs are updated as required (CDER is the Client Development Evaluation Report and ESR is the Early Start Report. Both contain information about clients, including diagnosis.)	NA*	88.70%**
Intake/Assessment timelines for clients age 3 or older met	97.60%	97.68%
IPP ( <i>Individual Program Plan</i> ) requirements met	99.83%	99.44%
IFSP ( <i>Individualized Family Service Plan</i> ) requirements met	NA***	84.86%

*\*Measure was temporarily suspended due to implementation of new Early Start Report.*

*\*\*CDER and ESR currency percentages were weighted based on the regional center's Status 1 and Status 2 caseloads, to arrive at a composite score.*

*\*\*\*Measurement methodology revised at the end of 2013.*

## What about other performance areas?

In the future, we will measure how well we are doing in other areas, including:

- Increasing the number of clients who work,
- Getting better pay for clients who work,
- Making sure clients get medical and dental services, and
- Meeting Intake/Assessment and IFSP timelines for children 0–3.

## Want more information?

To see the complete report, go to: [www.sdrc.org](http://www.sdrc.org)

Or contact Community Services at **858-576-2966**