

**Tri-Counties Regional Center**

Omar Noorzad, Ph. D., Executive Director  
520 East Montecito Street, Santa Barbara, CA 93103-3274  
Phone: (805) 962-7881 • Fax: (805) 884-7229  
E-mail: [onoorzad@tri-counties.org](mailto:onoorzad@tri-counties.org)  
[www.tri-counties.org](http://www.tri-counties.org)



**Tri-Counties  
Regional Center**  
SAN LUIS OBISPO • SANTA BARBARA • VENTURA

*Spring 2015*

## **Performance Report for Tri-Counties Regional Center**

Every year, the Department of Developmental Services (DDS) contracts with regional centers in California to serve consumers and families. And, every year DDS looks at how well the regional centers are doing. This report will give you information about your regional center.

Last year, at Tri-Counties Regional Center (TCRC) we served about 12,400 consumers. The charts on page 2 tell you about the consumers we serve. You'll also see how well we are doing in meeting our goals and in fulfilling our contract with DDS.

At TCRC, we want to improve every year, do better than the state average, and meet or exceed the DDS standard. As you can see in this report, we did well in

- Supporting children and families in the home,
- Ensuring that adults live in home like settings,
- Moving individuals to the community from the Developmental Center,
- Meeting all timelines for Intake and Assessment, and
- Maintaining currency of CDERs (Client Development Evaluation Record)

But, we still need to improve in

- Ensuring that when adults must live in a facility, there are six beds or less, and
- Ensuring that when children must live in a facility, there are six beds or less.

We hope this report helps you learn more about TCRC. If you have any questions or comments, please contact us!

This report is a summary. To see the complete report, go to: [www.tri-counties.org](http://www.tri-counties.org)

Or contact Mary Beth Lepkowsky, Assistant Director, Training and Organizational Development at (805) 884-7208, [mlepowsky@tri-counties.org](mailto:mlepowsky@tri-counties.org)

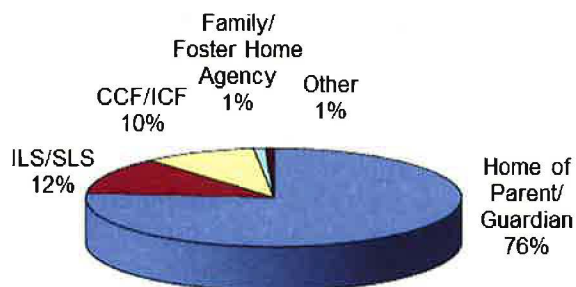


Omar Noorzad, Ph.D.  
Executive Director, Tri-Counties Regional Center

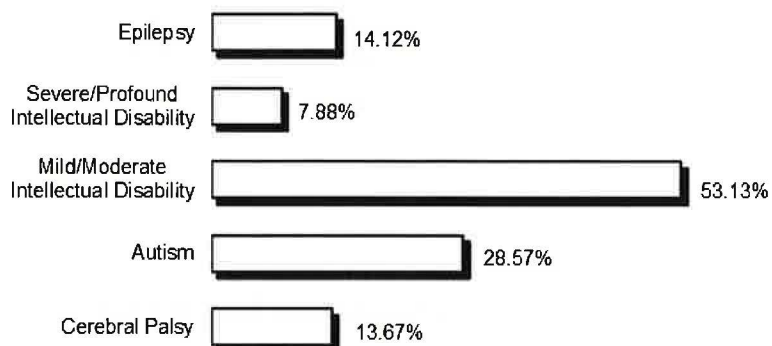
## Who uses TCRC?

These charts tell you about who TCRC consumers are and where they live.

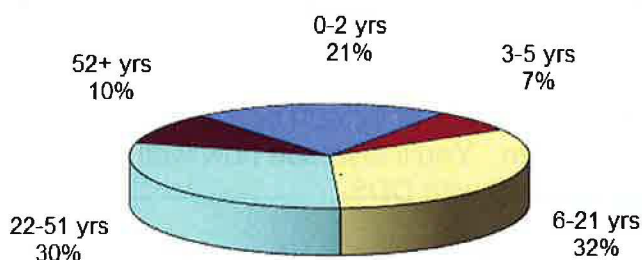
**WHERE TCRC CONSUMERS LIVE**



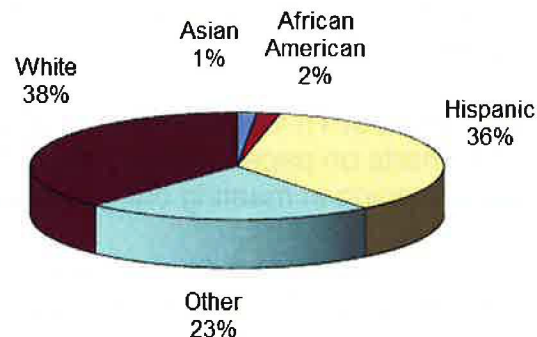
**PRIMARY DIAGNOSIS OF TCRC CONSUMERS**



**AGE OF TCRC CONSUMERS**



**ETHNICITY OF TCRC CONSUMERS**



## How well is TCRC performing?

This chart tells you about 5 areas where DDS wants each regional center to keep improving.

The first column tells you how TCRC was doing at the beginning of 2014. And, the second column shows how TCRC was doing at the end of 2014.

To see how TCRC compares to the other regional centers in the state, compare the numbers to the state averages (in the shaded columns).

Regional Center Goals (based on Lanterman Act)	December 2013		December 2014	
	State Average	TCRC	State Average	TCRC
Less consumers live in developmental centers	0.51%	0.23%	0.42%	0.22%
More children live with families	98.98%	99.07%	99.04%	99.28%
More adults live in home settings*	76.49%	78.79%	77.30%	79.24%
Less children live in large facilities (more than 6 people)	0.07%	0.15%	0.07%	0.08%
Less adults live in large facilities (more than 6 people)	3.12%	4.31%	2.96%	4.13%

\* Home settings include: independent living, supported living, Adult Family Home Agency homes, and consumers' family homes.

## Did TCRC meet DDS standards?

Read below to see how well TCRC did in meeting DDS compliance standards:

Areas Measured	Last Period	Current Period
Passes independent audit	Yes	Yes
Passes DDS audit	Yes	Yes
Audits vendors as required	Met	Met
Didn't overspend operations budget	Yes	Yes
Participates in the federal waiver	Yes	Yes
CDERs and ESRs are updated as required (CDER is the Client Development Evaluation Report and ESR is the Early Start Report. Both contain information about consumers, including diagnosis.)	NA*	94.57%**
Intake/Assessment timelines for consumers age 3 or older met	100%	100%
IPP ( <i>Individual Program Plan</i> ) requirements met	98.13%	99.13%
IFSP ( <i>Individualized Family Service Plan</i> ) requirements met	NA***	96.81%

*\*Measure was temporarily suspended due to implementation of new Early Start Report.*

*\*\*CDER and ESR currency percentages were weighted based on the regional center's Status 1 and Status 2 caseloads, to arrive at a composite score.*

*\*\*\*Measurement methodology revised at the end of 2013.*

- TCRC met all standards for fiscal audits and controls
- TCRC met requirements for the operations budget

## What about other performance areas?

In the future, we will measure how well we are doing in other areas, including:

- Increasing the number of consumers who work,
- Getting better pay for consumers who work,
- Making sure consumers get medical and dental services, and
- Meeting Intake/Assessment and IFSP timelines for children 0–3.

## Want more information?

To see the complete report, go to: [www.tri-counties.org](http://www.tri-counties.org) or contact Mary Beth Lepkowsky, Assistant Director of Training and Organizational Development at (805) 884-7208, [mlepowsky@tri-counties.org](mailto:mlepowsky@tri-counties.org)