

INSTRUCTIONS AND USE




HOME

Pages: 1 - 2



FRIENDS, FAMILY
& STAFF

Pages: 3 - 4




FUN

Pages: 5 - 7



COMMUNITY

Pages: 8 - 9



WORK

Pages: 10



HEALTH & SAFETY

Pages: 11

Introduction

This Picture Sticker Book was developed by the Department of Developmental Services DDS Consumer Advisory Committee in 2005 as part of the IPP and Choice Making series. Committee members feel it is important that people have the right to make choices about where and how they spend their time and with whom they spend it. To do this, people need information about these choices in ways they understand. Participating in decisions like these will improve people's quality of life.

Committee members developed this Sticker Book, the "Making My Own Choices" and "Satisfaction Guide" to help people in developmental centers tell helpers and advisors what they want for their life in the community, and while still living at the developmental center.

Instructions for using this book

This Picture Sticker Book is a companion to "Making My Own Choices" and the "Satisfaction Guide" published by the DDS Consumer Advisory Committee. This Picture Sticker Book is divided into six color coded sections to help locate pictures to assist people to communicate the important things they would like to do. The pictures are designed as simple drawings of typical things to do that are important or places to go.

Once a person has had an opportunity to go over the books "Making My Own Choices" and/or the "Satisfaction Guide" they can choose a picture from the section that matches the part of the book they are working on.

These pictures can also be used with other projects or charts that will benefit each person's independence and choice. Both booklets have instructions of how to use these stickers as well.

Review the following before working with the Stickers:

1. Review the Picture Sticker Book sections and understand how it is organized. Note: Each section is divided by content area and color coding.(See above)
2. The beginning of each section has pages with the name of a picture, suggestions of what the picture could represent and a sample of the sticker. Find the sticker on the following page, remove and place in the appropriate box in the booklet.
3. Below are a few suggestions if you do not find an appropriate picture:
 - A. Use one of the blank stickers and draw a picture on it.
 - B. Take or use a digital photo of the person and activity.
 - C. Use a picture from a magazine.

The stickers are available for download and printing at www.dds.ca.gov.

To purchase additional labels go to www.planetlabel.com. Label size information: 2 1/2" x2 1/2" square - 12 per page.

The DDS Consumer Advisory Committee (CAC) thanks the following that helped make this booklet possible:

The California Department of Developmental Services

Cliff Allenby, Director

Carol Risley and Kathleen Ozeroff,

Office of Human Rights and Advocacy Services

Michael Long, Consumer Coordinator

Association of Regional Center Agencies CAC

Participating California People First and

Self-Advocacy Groups

Participating Regional Center CACs



The Board Resource Center, Inc.

www.brcenter.org

Mark Starford and Sherry Beamer

Donna Aikins Design

WestEd, Inc.



Consumer Advisory Committee 2005

Adaptation Subcommittee: Nyron Battles, David Miller, Betty Pomeroy, Lori Sloan

For additional copies or information, contact:


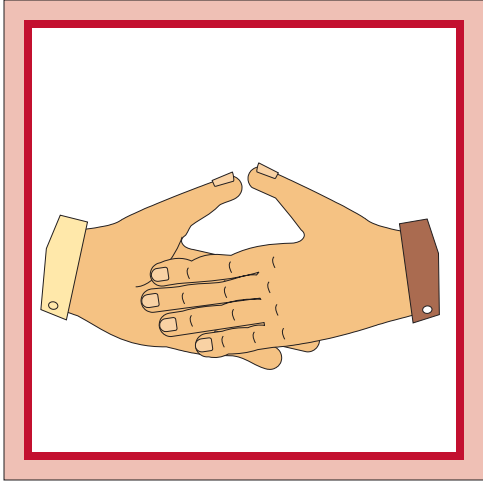




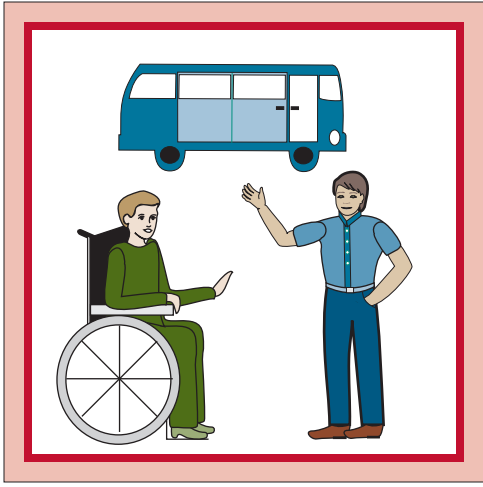
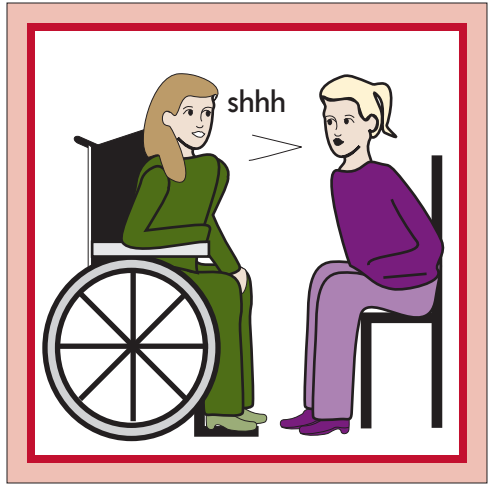
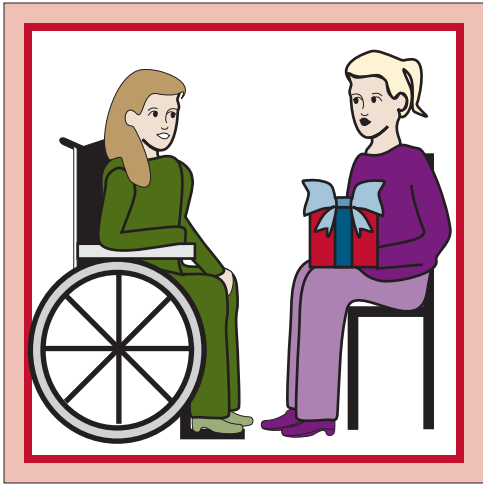
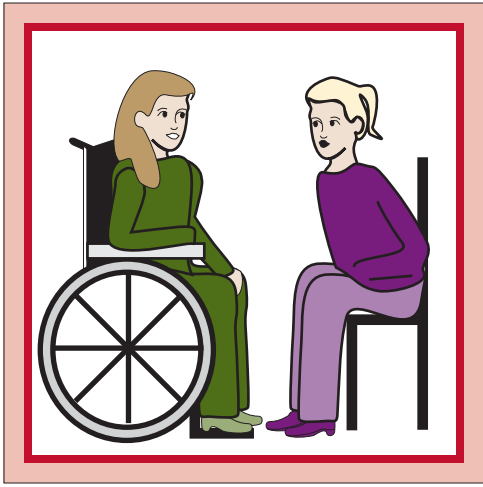
Department of Developmental Services

Office of Human Rights and Advocacy Services

1600 9th Street, Room 240

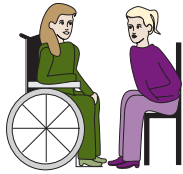
Sacramento, California 95814

(916) 654-1888 www.dds.ca.gov



STAFF THAT LISTEN

Staff listen and care
Staff that pays attention



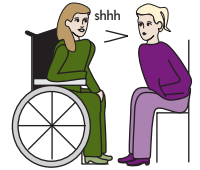
STAFF THAT ARE NICE

Staff treat me nicely
Staff that are kind



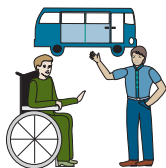
STAFF TALK SOFTLY

Speak quietly to me
Staff talk respectfully



GO WITH STAFF

Go out with staff
Go places with my staff
Visit people




FAMILY

See my family
Be with a family
My family visits me




SISTER/BROTHER

Visit with my
sister or brother




BEING FRIENDLY

Be friendly to staff
and friends
People are friendly and
nice to me




BE WITH FRIENDS

Visit and go with friends
Have a best friend
Make new friends



GO WITH FRIENDS

Go out with my friends



MEET PEOPLE

Meet new people
Make new friends



SPECIAL FRIEND

Have a boyfriend or
girlfriend



GET MARRIED

I want to be married
I want to marry my
girlfriend/boyfriend



REST AND RELAX

Rest with friends
Take a break
Time to relax




WRITE A LETTER

Write to a friend
or family
Send a letter to staff



HAVE A PARTY

Invite friends or family
Have a special party
Holiday party



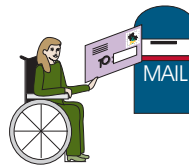
CHURCH

Be with family or
staff at church



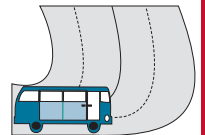
MAILBOX

Send a letter
to friends or family



BUS TRIP

Go with my friends
Take a vacation
Bus trip to visit my family




READ TO ME

Read important papers
Teach me to read
Staff help put papers in
plain words




ADVOCATES

People advocating for me
Helping me at meetings
Helping me with words



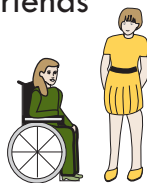
PLANNING TEAM

Help me with my IPP
Be part of my IPP team
Help me make a plan



A BEST FRIEND

Go and visit with friends
Have a best friend
Make new friends



MY CHOICE

MY CHOICE

