

**Developmental Services (DS)
Safety Net Workgroup Meeting
July 1, 2020**

Table of Contents

1. Reported Positive COVID-19 Tests and Deaths of Regional Center Consumers by Diagnosis and Age Group (3 pgs)	1
2. Newly Reported Positive COVID-19 Cases by Week and Regional Center (4 pgs)	4
3. Consumers with Autism Reported as COVID-19 Positive; Deaths; Use of Selected Crisis Services (1 pg)	8
4. Safety Net Plan Update (7 pgs)	9
5. Chronology for Safety Net Support Services (3 pgs)	16
6. Adult Residential Facility for Persons with Special Health Care Needs (ARFPSHN) Completed Project Development Overview (2 pgs)	19
7. ARFPSHN In Progress Project Development Overview (1 pg)	21
8. Community Crisis Homes (CCH) Project Development Overview (1 pg)	22
9. Enhanced Behavioral Supports Homes (EBSH) Completed Project Development Overview (1 pg)	23
10. EBSH In Progress Project Development Overview (1 pg)	24

11.Homes Utilizing Delayed Egress with Secured Perimeter (DE/SP) Project	
Development Overview (1 pg)	25
12.Statewide DE/SP Beds (1 pg)	26
13.Children and Youth in the Child Welfare System: AB 2083 Implementation	
Update (1 pg)	27
14.CAST and START Development (1 pg)	28
15.Community Placement Plan (CPP) Crisis Services (1 pg).....	29
16.Consumers Residing in Prison, Division of Juvenile Justice Facilities or Jail,	
by Fiscal Year (2 pgs).....	30
17.Community Supports & Safety Net Services Workgroup Summary –	
December 2017 (4 pgs).....	32

**REPORTED POSITIVE COVID-19 TESTS AND DEATHS OF REGIONAL CENTER CONSUMERS
BY DIAGNOSIS AND AGE GROUP**

DATA PROVIDED BY REGIONAL CENTERS AS OF 6/26/20

As of 6/26/20, regional centers reported 720 consumers had tested positive for COVID-19; of those, 56 had died.

TABLE 1: REPORTED POSITIVE COVID-19 TESTS AND DEATHS BY DIAGNOSIS AND AGE GROUP				
DIAGNOSIS	NUMBER OF CONSUMERS TESTED POSITIVE	THIS GROUP AS A SHARE OF ALL CONSUMERS REPORTED AS COVID-19 POSITIVE	NUMBER OF DEATHS IN CONSUMERS TESTED POSITIVE	THIS GROUP AS A SHARE OF ALL CONSUMERS REPORTED AS COVID-19 POSITIVE & DECEASED
Autism Spectrum Disorder	121	17%	1	2%
0-2 Years Old	0	0%	0	0%
3-17 Years Old	44	6%	0	0%
18-24 Years Old	31	4%	0	0%
25-34 Years Old	16	2%	0	0%
35-44 Years Old	15	2%	1	2%
45-64 Years Old	13	2%	0	0%
65+ Years Old	2	0%	0	0%
Cerebral Palsy	108	15%	5	9%
0-2 Years Old	0	0%	0	0%
3-17 Years Old	3	0%	0	0%
18-24 Years Old	9	1%	0	0%
25-34 Years Old	20	3%	0	0%
35-44 Years Old	12	2%	0	0%
45-64 Years Old	34	5%	3	5%
65+ Years Old	30	4%	2	4%
Epilepsy	163	23%	13	23%
0-2 Years Old	0	0%	0	0%
3-17 Years Old	6	1%	0	0%
18-24 Years Old	8	1%	0	0%
25-34 Years Old	22	3%	0	0%
35-44 Years Old	21	3%	1	2%
45-64 Years Old	64	9%	5	9%
65+ Years Old	42	6%	7	13%
Intellectual Disability	558	78%	53	95%
0-2 Years Old	0	0%	0	0%
3-17 Years Old	43	6%	0	0%
18-24 Years Old	56	8%	1	2%
25-34 Years Old	91	13%	0	0%
35-44 Years Old	69	10%	6	11%
45-64 Years Old	177	25%	19	34%
65+ Years Old	122	17%	27	48%

DIAGNOSIS	NUMBER OF CONSUMERS TESTED POSITIVE	THIS GROUP AS A SHARE OF ALL CONSUMERS REPORTED AS COVID-19 POSITIVE	NUMBER OF DEATHS IN CONSUMERS TESTED POSITIVE	THIS GROUP AS A SHARE OF ALL CONSUMERS REPORTED AS COVID-19 POSITIVE & DECEASED
Other Developmental Disability (5th Category)	73	10%	4	7%
0-2 Years Old	0	0%	0	0%
3-17 Years Old	15	2%	0	0%
18-24 Years Old	11	2%	0	0%
25-34 Years Old	14	2%	0	0%
35-44 Years Old	6	1%	1	2%
45-64 Years Old	17	2%	1	2%
65+ Years Old	10	1%	2	4%
No Diagnosis¹	37	5%	0	0%
0-2 Years Old	34	5%	0	0%
3-17 Years Old	2	0%	0	0%
18-24 Years Old	0	0%	0	0%
25-34 Years Old	0	0%	0	0%
35-44 Years Old	1	0%	0	0%
45-64 Years Old	0	0%	0	0%
65+ Years Old	0	0%	0	0%

TABLE 2: SUMMARY OF REPORTED POSITIVE COVID-19 TESTS AND DEATHS BY DIAGNOSIS, INCLUDING DOWN SYNDROME

DIAGNOSIS	NUMBER OF CONSUMERS TESTED POSITIVE	THIS GROUP AS A SHARE OF ALL CONSUMERS REPORTED AS COVID-19 POSITIVE	NUMBER OF DEATHS IN CONSUMERS TESTED POSITIVE	THIS GROUP AS A SHARE OF ALL CONSUMERS REPORTED AS COVID-19 POSITIVE & DECEASED
Autism Spectrum Disorder	121	17%	1	2%
Cerebral Palsy	108	15%	5	9%
Epilepsy	163	23%	13	23%
Intellectual Disability	558	78%	53	95%
ID with Down Syndrome ¹	60	8%	11	20%
ID without Down Syndrome	498	69%	42	75%
Other Developmental Disability	73	10%	4	7%
No Diagnosis ²	37	5%	0	0%

Notes:

- Consumers may have more than one diagnosis. The availability of testing for COVID-19 varies.

¹ Consumers with Down Syndrome may have any combination of the five diagnoses.

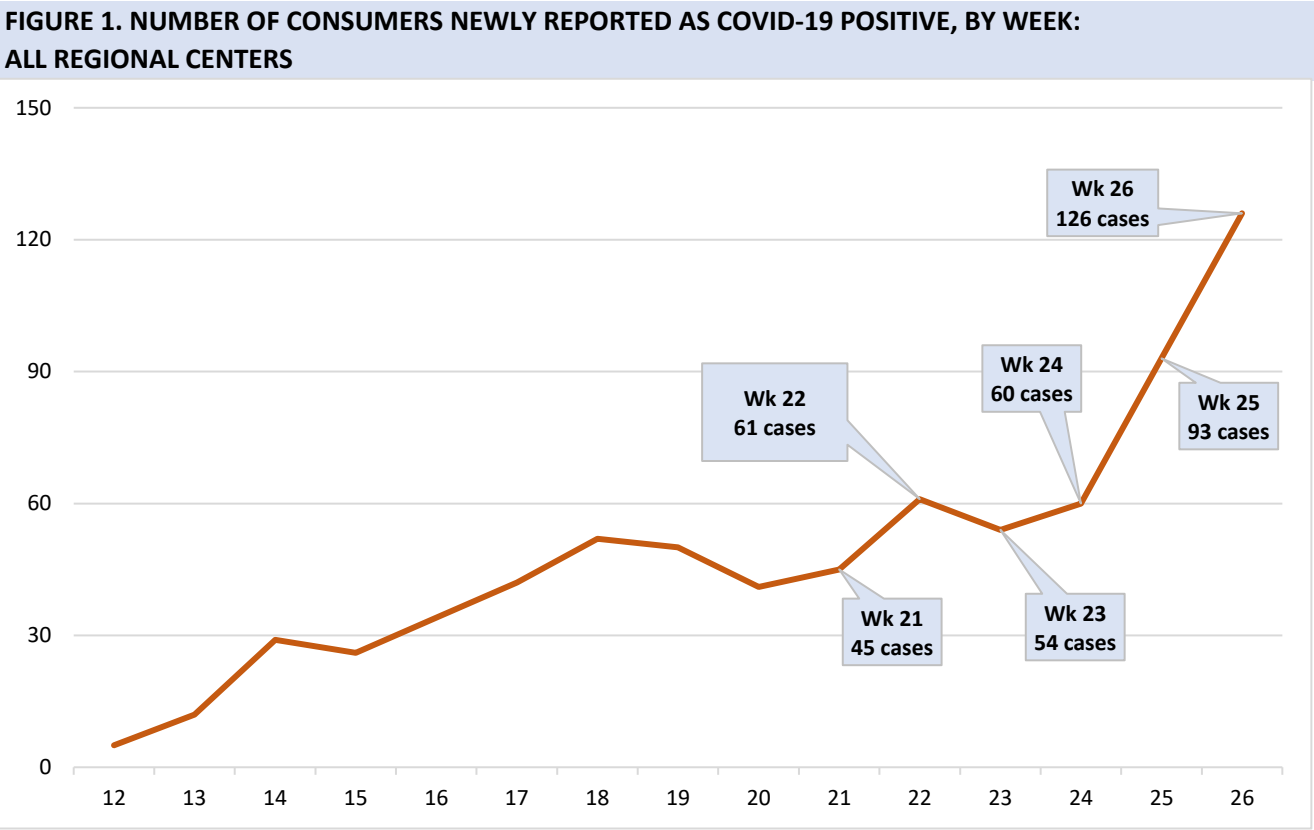
² "No Diagnosis" includes individuals without a recorded diagnosis.

Source: DDS analysis of COVID-19 surveillance data provided by regional centers as of 6/26/20 and Client Master File and Client Development Evaluation Report data as of May 2020.

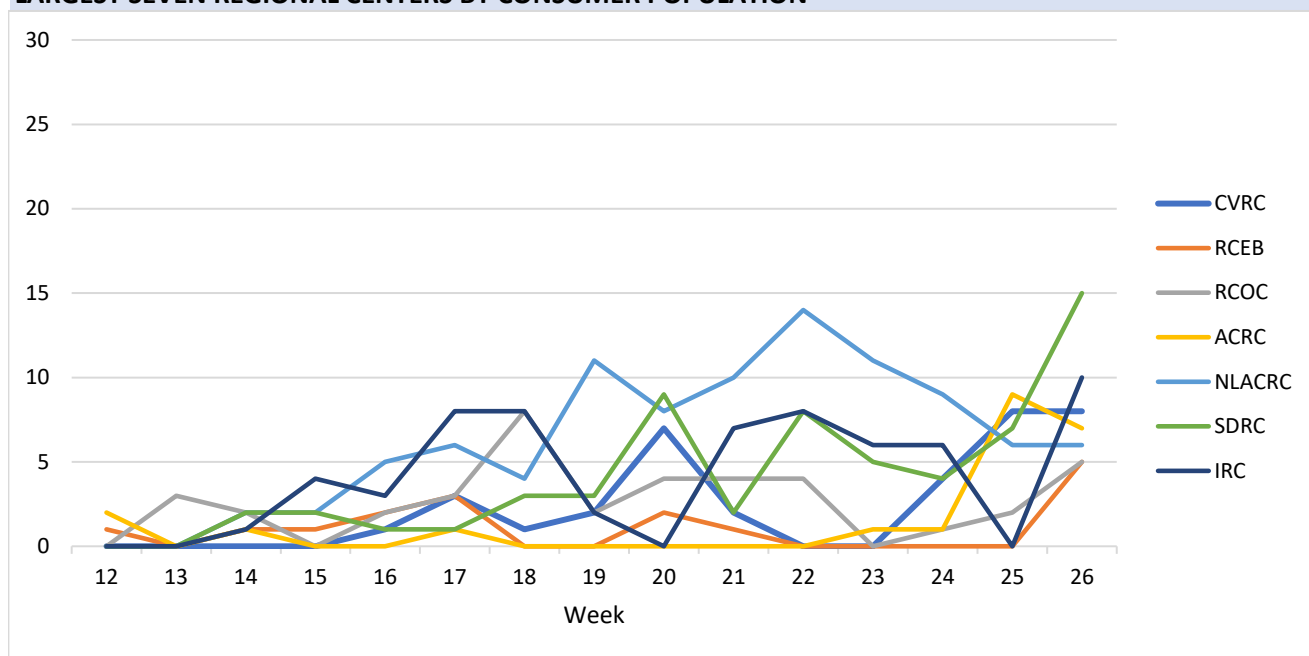
NEWLY REPORTED POSITIVE COVID-19 CASES BY WEEK AND REGIONAL CENTER
DATA PROVIDED BY REGIONAL CENTERS AS OF 6/27/20 (Week 26)

These tables and charts compile data provided to DDS by California's 21 regional centers. Updates received from each regional center every business day include information for individuals known to them to have tested positive for COVID-19. Data is provisional and may change as regional centers provide updates.

Data is displayed by week; weeks start on Sunday, and the first week of 2020 began 12/29/19. Governor Newsom declared a State of Emergency related to COVID-19 on 3/4/20 (week 10); DDS started collecting surveillance data on 3/16/20 (week 12). The data labels below show the top five single-week new cases since week 12.



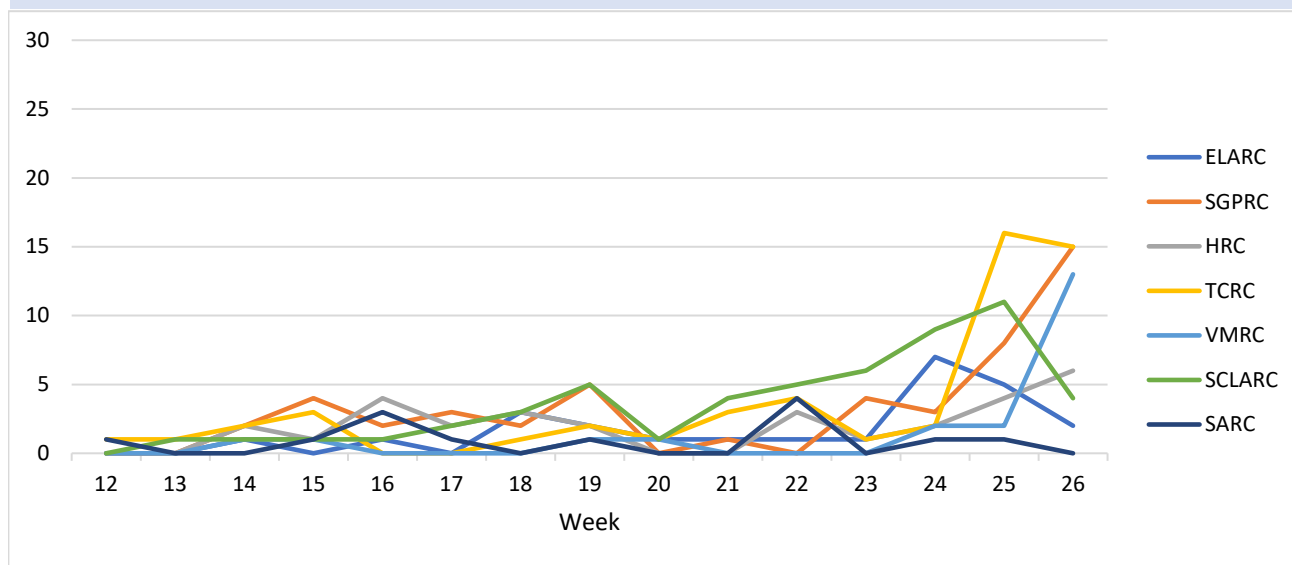
**FIGURE 2. NUMBER OF CONSUMERS NEWLY REPORTED AS COVID-19 POSITIVE, BY WEEK:
LARGEST SEVEN REGIONAL CENTERS BY CONSUMER POPULATION**



**TABLE 1. NUMBER OF CONSUMERS NEWLY REPORTED AS COVID-19 POSITIVE, BY WEEK:
LARGEST SEVEN REGIONAL CENTERS BY POPULATION**

Week #	Regional Centers								State total
	CVRC	RCEB	RCOC	ACRC	NLACRC	SDRC	IRC	Total	
12	0	1	0	2	0	0	0	3	5
13	0	0	3	0	0	0	0	3	12
14	0	1	2	1	2	2	1	9	29
15	0	1	0	0	2	2	4	9	26
16	1	2	2	0	5	1	3	14	34
17	3	3	3	1	6	1	8	25	42
18	1	0	8	0	4	3	8	24	52
19	2	0	2	0	11	3	2	20	50
20	7	2	4	0	8	9	0	30	41
21	2	1	4	0	10	2	7	26	45
22	0	0	4	0	14	8	8	34	61
23	0	0	0	1	11	5	6	23	54
24	4	0	1	1	9	4	6	25	60
25	8	0	2	9	6	7	0	32	93
26	8	5	5	7	6	15	10	56	126
Total	36	16	40	22	94	62	63	333	730

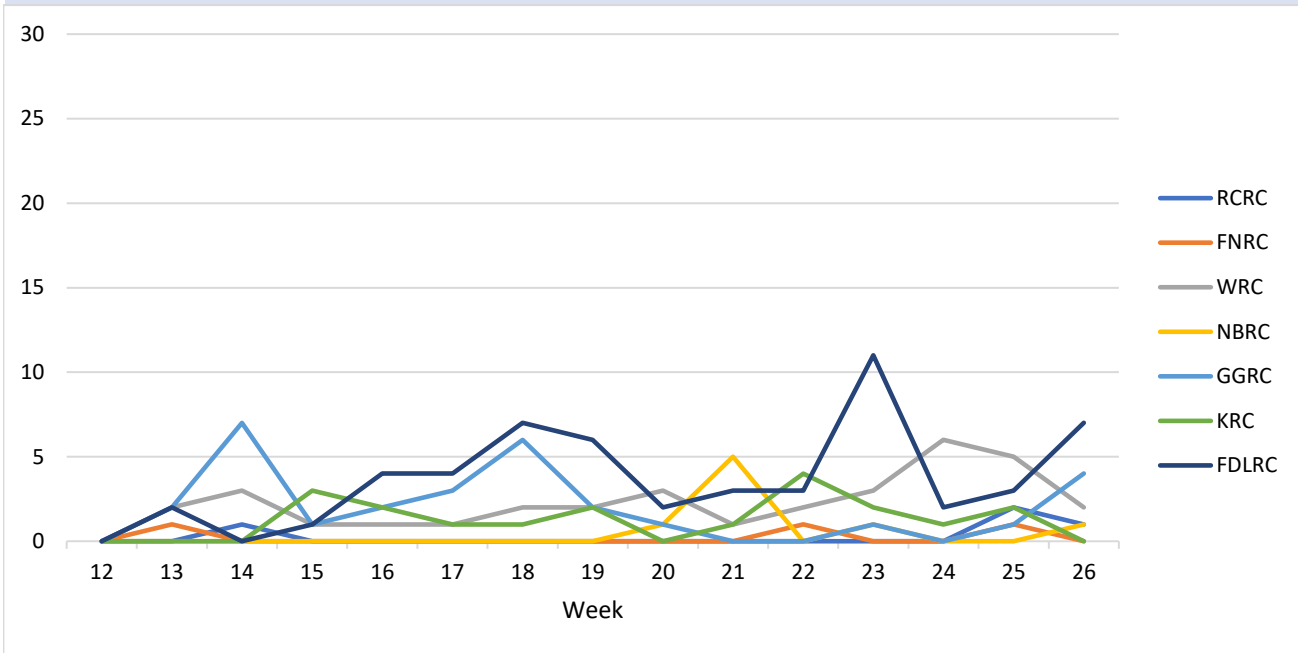
**FIGURE 3. NUMBER OF CONSUMERS NEWLY REPORTED AS COVID-19 POSITIVE, BY WEEK:
MIDDLE SEVEN REGIONAL CENTERS BY CONSUMER POPULATION**



**TABLE 2. NUMBER OF CONSUMERS NEWLY REPORTED AS COVID-19 POSITIVE, BY WEEK:
MIDDLE SEVEN REGIONAL CENTERS BY CONSUMER POPULATION**

Week #	Regional Centers								State total
	ELARC	SGPRC	HRC	TCRC	VMRC	SCLARC	SARC	Total	
12	0	0	0	1	0	0	1	2	5
13	0	0	0	1	0	1	0	2	12
14	1	2	2	2	1	1	0	9	29
15	0	4	1	3	1	1	1	11	26
16	1	2	4	0	0	1	3	11	34
17	0	3	2	0	0	2	1	8	42
18	3	2	3	1	0	3	0	12	52
19	2	5	2	2	1	5	1	18	50
20	1	0	0	1	1	1	0	4	41
21	1	1	0	3	0	4	0	9	45
22	1	0	3	4	0	5	4	17	61
23	1	4	1	1	0	6	0	13	54
24	7	3	2	2	2	9	1	26	60
25	5	8	4	16	2	11	1	47	93
26	2	15	6	15	13	4	0	55	126
Total	25	49	30	52	21	54	13	244	730

**FIGURE 4. NUMBER OF CONSUMERS NEWLY REPORTED AS COVID-19 POSITIVE, BY WEEK:
SMALLEST SEVEN REGIONAL CENTERS BY CONSUMER POPULATION**



**TABLE 3. NUMBER OF CONSUMERS NEWLY REPORTED AS COVID-19 POSITIVE, BY WEEK:
SMALLEST SEVEN REGIONAL CENTERS BY CONSUMER POPULATION**

Week #	Regional Centers								State total
	RCRC	FNRC	WRC	NBRC	GGRC	KRC	FDLRC	Total	
12	0	0	0	0	0	0	0	0	5
13	0	1	2	0	2	0	2	7	12
14	1	0	3	0	7	0	0	11	29
15	0	0	1	0	1	3	1	6	26
16	0	0	1	0	2	2	4	9	34
17	0	0	1	0	3	1	4	9	42
18	0	0	2	0	6	1	7	16	52
19	0	0	2	0	2	2	6	12	50
20	0	0	3	1	1	0	2	7	41
21	0	0	1	5	0	1	3	10	45
22	0	1	2	0	0	4	3	10	61
23	0	0	3	1	1	2	11	18	54
24	0	0	6	0	0	1	2	9	60
25	2	1	5	0	1	2	3	14	93
26	1	0	2	1	4	0	7	15	126
Total	4	3	34	8	30	19	55	153	730

Source: DDS analysis of COVID-19 surveillance data provided by regional centers as of 6/27/20 and Client Master File data as of May 2020.

**CONSUMERS WITH AUTISM REPORTED AS COVID-19-POSITIVE; DEATHS;
USE OF SELECTED CRISIS SERVICES**

TABLE 1: CONSUMERS DIAGNOSED WITH AUTISM		
DIAGNOSIS	NUMBER	SHARE ¹
Autism	125,941	42%
No Autism ²	175,212	58%
Total	301,153	100%
TABLE 2: CONSUMERS REPORTED AS COVID-19-POSITIVE		
DIAGNOSIS	NUMBER	SHARE ¹
Autism	99	18%
No Autism ²	464	82%
Total	563	100%
TABLE 3: DECEASED CONSUMERS REPORTED AS COVID-19-POSITIVE		
DIAGNOSIS	NUMBER	SHARE
Autism	1	2%
No Autism ²	50	98%
Total	51	100%
TABLE 4: CONSUMERS REFERRED TO CAST OR RECEIVING CAST SERVICES AFTER MARCH 1, 2020		
DIAGNOSIS	NUMBER	SHARE
Autism	6	27%
No Autism ²	16	73%
Total	22	100%
TABLE 5: CONSUMERS ENTERING A STAR HOME AFTER MARCH 1, 2020		
DIAGNOSIS	NUMBER	SHARE
Autism	0	0%
No Autism ²	4	100%
Total	4	100%
TABLE 6: CONSUMERS REFERRED TO DDS FOR PLACEMENT SUPPORT THROUGH MAY 8, 2020		
DIAGNOSIS	NUMBER	SHARE
Autism	94	17%
No Autism ²	464	83%
Total	558	100%

Note: Consumers may have more than one diagnosis.

¹ Shares are reported only for consumers who have a recorded diagnosis.

² Includes epilepsy, intellectual disability, cerebral palsy, and other developmental disabilities (5th category).

Source: DDS analysis of COVID-19 surveillance data provided by regional centers as of 6/19/20, the DDS CAST database as of 6/19/20, the Client Master File and Client Development Evaluation Report as of May 2020, and quarterly caseload characteristics data for March 2020 posted to DDS' website.

DEPARTMENT OF DEVELOPMENTAL SERVICES - SAFETY NET PLAN UPDATE

July 1, 2020

2017-18, 2018-19 and 2019-20 Project Status

Type of Service: <i>Services will be developed through person centered planning, with a focus on cultural competence, positive behavior supports and trauma-informed care</i>	Location	Capacity	Status/Comments
Acute crisis services – North STAR 1) One five-person state-operated CCH for adults <i>Actual service date: April 2019</i> 2) One five-person state-operated CCH for adults <i>Actual service date: June 2020</i> 3) One four-person state-operated CCH for children and adolescents <i>Projected service date: Fall 2020</i>	Northern California in NBRC area	Total = 14	General: <ul style="list-style-type: none"> • RCEB is the lead RC. • Brilliant Corners is the HDO. • All three homes are located in Vacaville. Details: <ol style="list-style-type: none"> 1) First home providing services as of April 2019, currently providing services to 4 individuals. 2) Second home providing services as of June 2020, currently providing services to 3 individuals. 3) Third home, renovation underway. Rough building inspections have been approved.
Acute crisis services – South STAR Two five-bed state-operated CCHs for adults <i>Projected Service Date: Fall 2020</i>	Mark Lane, Costa Mesa	Total = 10	General: <ul style="list-style-type: none"> • Specialized architect consultant assisted with floor plan/design of South STAR homes. Details: <p>Construction of homes is underway, exterior sheathing and roof sheathing are complete. Pending approval from City for storm drain connections.</p>

Type of Service: <i>Services will be developed through person centered planning, with a focus on cultural competence, positive behavior supports and trauma-informed care</i>	Location	Capacity	Status/Comments
Acute crisis services – Central STAR One five-person state-operated CCHs for adults <i>Projected Service Date: Winter 2020</i> One four-person state-operated CCH for children and adolescents <i>Projected Service Date: Winter 2020</i>		Total = 9	General: <ul style="list-style-type: none"> • CVRC is facilitating development • Brilliant Corners selected as the HDO. • Temporary Central Valley STAR - Acute Crisis 5 bed residence located at PDC for adolescents began providing services December 2019. Currently providing services for 3 individuals. Assessments in progress for fourth admission.
STAR CAST State-operated mobile crisis services through North and South STAR for individuals served by RCs and at risk of losing residential living option (i.e., move from family home or out-of-home placement to a more restrictive setting). <i>Service Start Date: January 2018</i> State-operated mobile crisis services through Central STAR to serve Central California <i>Projected Service date: Summer 2020</i>	Operation through North and South STAR		General: North CAST is serving ACRC, NBRC, RCEB, SARC, while South CAST is serving IRC, RCOC, SDRC, and SGPRC. Details: Total Referrals = 106 North CAST 52 referrals have received an assessment, have received services or are currently receiving services. South CAST 36 referrals have received an assessment, have received services or are currently receiving services.

Type of Service: <i>Services will be developed through person centered planning, with a focus on cultural competence, positive behavior supports and trauma-informed care</i>	Location	Capacity	Status/Comments
CCHs for Children/Adolescents Four four-bed vendor-operated CCHs for children/adolescents <i>Projected Service Date: Summer 2021</i>	Northern California in RCEB, ACRC and VMRC areas and in Southern California in SDRC area	Total = 16	General: The Budget Act 2019 provided authority to develop CCHs for children/adolescents. DDS is finalizing regulations. Additionally, funding was approved for the development of three CCHs for children which will serve children and adolescents with co-occurring mental health needs. One additional CCH was approved through CPP/CRDP Fund proposals. Homes will be developed through an HDO. The HDO has been selected for all 4 homes.
Community Development for Children/Adolescents who are Dually Served Two four-bed vendor-operated CCHs <i>Projected Service Date: Summer 2021</i> Two four-bed vendor-operated EBSHs <i>Projected Service Date: Summer 2021</i>	RCEB and SDRC	Total = 16	Details: RCEB and SDRC received approval and CRDP Funding, to individually develop comprehensive residential services for children with complex needs who have multi-agency involvement. Each RC will develop one CCH and one EBSH for children who are dually served. RCEB and SDRC has selected both the HDO and service provider.

Type of Service: <i>Services will be developed through person centered planning, with a focus on cultural competence, positive behavior supports and trauma-informed care</i>	Location	Capacity	Status/Comments
<p>PDC STP – Step Down Homes to support individuals transitioning into the community from PDC STP who need intensive supports and services prior to transitioning to their “forever” home.</p> <p>1) One four-person vendor-operated CCH with delayed egress for adults</p> <p><i>Projected Service Date: Fall 2020</i></p> <p>2) One four-person vendor-operated CCH with delayed egress for adults</p> <p><i>Projected Service Date: Fall 2020</i></p> <p>3) One four-person vendor-operated CCH with delayed egress for adults</p> <p><i>Projected Service Date: Winter 2020</i></p>	<p>Central California in CVRC area</p>	<p>Total = 12</p>	<p>General:</p> <ul style="list-style-type: none"> • CVRC is the lead RC for the development of all three homes. • Brilliant Corners is the HDO for these three homes. • Liberty Healthcare is the provider for all three CCHs. <p>Details:</p> <p>1) First home acquired and renovation completed, 850 fire approval received in December 2019. Budget and plan of operation in progress.</p> <p>2) Second home is a ground-up build. Construction in final stages.</p> <p>3) Property secured; escrow closed on 6/26/20.</p>

Type of Service: <i>Services will be developed through person centered planning, with a focus on cultural competence, positive behavior supports and trauma-informed care</i>	Location	Capacity	Status/Comments
<p>PDC STP – Intensive Individualized Transition Support Services to support individuals before, during and after transition from STP into the community home that has been identified by and for the individual.</p> <p>State-contractor to provide pre-transition risk assessment, assistance with in-depth person-centered planning, environmental assessments of the community home, and consultation and/or direct services before, during and after transition to residential providers for intensive forensic, behavioral and psychiatric support.</p> <p><i>Service Start Date: November 2018</i></p>	<p>Statewide</p>	<p>Total = 25-35 in first year</p>	<p>Service Provider: Liberty Healthcare started services in November 2018.</p> <p>Details:</p> <ol style="list-style-type: none"> 1) Monthly meetings with DDS Headquarters, PDC, RRDP and Liberty reviews services. 2) Program Director and all clinicians have been hired. Full teams include (per region): three Behavior Analysts, three LCSW, three RNs, 0.5 psychiatrist. 3) There are 30 active cases, with 29 completed risk assessments. All visits and trainings are being completed via Zoom/Video or phone check ins.

Type of Service: <i>Services will be developed through person centered planning, with a focus on cultural competence, positive behavior supports and trauma-informed care</i>	Location	Capacity	Status/Comments
<p>IMD Step-Down Homes to support individuals transitioning into the community from IMDs who need more intensive supports and services prior to transitioning to their permanent home</p> <p>1) Four four-bed vendor-operated CCHs, with delayed egress, in ACRC area</p> <p><i>Actual Service Date: May 29, 2019</i></p> <p>2) One four-bed vendor-operated CCH in FNRC area</p> <p><i>Projected Service Date: Summer 2020</i></p> <p>3) One four-bed vendor-operated CCH, possibly with delayed egress, in SGPRC area</p> <p><i>Projected Service Date: Summer 2020</i></p> <p>4) One four-bed vendor-operated CCH, possibly with delayed egress, in SGPRC area</p> <p><i>Projected Service Date: Summer 2020</i></p>	<p>Northern California in ACRC and FNRC areas</p> <p>Southern California in SGPRC area</p>	<p>Total = 16</p>	<p>Housing Developer:</p> <ul style="list-style-type: none"> • Brilliant Corners <p>Details:</p> <ol style="list-style-type: none"> 1) First home (ACRC) – Providing services to 4 individuals. 2) Second home (FNRC) – Renovation completed; 850 fire clearance received early January. Liberty Healthcare is the selected provider, staffing in progress. First two referrals for admission have been approved by Liberty. 3) Third home (SGPRC) – Renovation completed; 850 fire clearance received in December 2019. Program plan and budget have been approved. Facility preparing for pre-licensing. Liberty Healthcare is the selected provider. Referral for first admission approved by Liberty. Two additional referrals under review. 4) Fourth home (SGPRC) – Renovation underway; Liberty Healthcare is the selected provider. Program Plan and budget under review, Referral for first admission approved by Liberty.

Type of Service: <i>Services will be developed through person centered planning, with a focus on cultural competence, positive behavior supports and trauma-informed care</i>	Location	Capacity	Status/Comments
<p>IMD Intensive Individualized Transition Services to support individuals before, during and after transition from IMD into community home that has been identified by and for the individual or to provide services to those at risk of being placed in an IMD.</p> <p>Services to include: pre-transition risk assessment, assistance with in-depth person-centered planning, environmental assessments of the community home, and consultation before, during and after the transition to residential providers for intensive behavioral and psychiatric supports.</p> <p><i>Service Start Date: October 2018</i></p>	<p>Statewide with regional offices in Northern California in ACRC area and in Southern California in SGPRC area</p>	<p>Total = 20-25 in first year</p>	<p>Service Provider: Merakey was selected as the statewide provider</p> <p>Details:</p> <ol style="list-style-type: none"> 1) Northern CA Merakey has 9 active cases. 2) Southern CA Merakey has 11 active cases. 3) All visits and trainings are being completed via Zoom/Video or phone check ins.

Chronology for Safety Net Support Services

July 1, 2020

October 2005 – SB 962 (Chapter 558, Statutes of 2005) homes: ARFPSHNs are developed for closure of Agnews DC and supported closure of Lanterman DC, Sonoma DC, Porterville DC (PDC) GTA and Fairview DC.

June 2012 – Fairview STAR opened for individuals court-ordered to DDS for up to 13 months of treatment and support.

May 2013 – DC Task Force convened to examine the future of the state's developmental centers.

January 2014 – DC Task Force report established new models of care (State-Operated Acute Crisis services, EBSH and CCH).

July 2014 – DS Task Force convened to examine opportunities to strengthen the community-based services system.

April 2015 – Sonoma STAR opened.

May 2016 – DS Task Force Safety Net Workgroup met.

July 2016 – DS Task Force Safety Net Workgroup met.

September 2016 – DS Task Force Safety Net Workgroup met.

January/February 2017 – To inform the Safety Net Plan, DDS held three stakeholder workgroups (in Napa, Fresno and Costa Mesa) to discuss services for persons with significant behavioral and mental health needs, alternatives and transition options for persons with forensic needs, and safely transitioning individuals.

May 2017 – The Safety Net Plan for crisis and other safety net services was released to recommend services to support individuals with the most challenging service needs, using person-centered thinking and with a focus on cultural competence. The following services were developed:

- Additional STAR services (three homes in Northern California, two homes in Southern California)
- CAST services – state-operated mobile crisis services (North and South, began January 2018)
- Three vendor-operated PDC STP step-down homes to prepare individuals for the transition to their home community
- STP Intensive Wrap Around to support individuals during their transition into the community
- Four vendor-operated IMD step-down homes
- IMD Intensive Individualized Transition Services (ACRC and SGPRC contracts)

December 2017 – DDS staff begin scheduled on-going calls with RCs to plan services for individuals in IMDs and the DS Task Force Safety Net Workgroup met.

Chronology for Safety Net Support Services

July 1, 2020

February 2018 – DS Task Force Safety Net Workgroup met twice.

June 2018 – DS Task Force Safety Net Workgroup met.

September 2018 – SB 175 (Chapter 884, Statutes of 2018) designated up to 10 beds for Desert STAR services until June 2021.

Budget Act of 2019 – Authorized the following Safety Net Services:

- Central STAR serving adolescents (temporarily at PDC)
- Central CAST
- Two Central STAR homes in the community (permanent)
- CCH model expanded to children and adolescents - Four CCHs for children and adolescents will be developed through ACRC, RCEB, VMRC, and SDRC. The FY 2019-20 budget included funding for the development of three of these facilities; the fourth was funded through the FY 2019-20 CRDP.
- Two CCH homes and two EBSHs for children with multi-system involvement in RCEB and SDRC to support AB 2083 (Chapter 85, Statutes of 2018) efforts, funded with FY 2019-20 CPP funds
- Staffing for DDS and RCs to implement AB 2083
- 1:25 caseload ratio for consumers with complex needs
- Specialized home monitoring - RC staff monitor EBSHs, CCHs and ARFPHSNs on a monthly basis; DDS staff monitor every six months

February 2019 – DS Task Force Safety Net Workgroup met.

August 2019 – DS Task Force Safety Net Workgroup met.

November 2019 – To inform its updating of the Safety Net Plan, DDS held three stakeholder workgroups (in Napa, Fresno and Pomona).

December 2019 – DS Task Force Safety Net Workgroup met.

January 2020 – Updated Safety Net Plan released and available on the DDS website. The document can be accessed here: https://www.dds.ca.gov/wp-content/uploads/2020/01/DDS_PlanForCrisisAndOtherSafetyNetServices_2020January.pdf

March 2020 – DDS released directives related to COVID-19 that:

- Required regional centers to request and receive approval from DDS prior to moving a person into a licensed residential setting to limit the exposure to COVID-19.
- Limited admissions and discharges to/from Porterville Developmental Center, Canyon Springs Community Facility, or a STAR Home until determined safe.
- Requires regional centers to report when an individual is tested for COVID-19, is hospitalized due to COVID, or passes away due to COVID through the special incident reporting system daily.

Chronology for Safety Net Support Services

July 1, 2020

April 2020 – DDS continued to release directives related to COVID-19, including:

- Waiving certification requirements for administrators, direct care lead staff or direct care staff in EBSH and CCHs to be certified as Registered Behavior Technicians.
- Amending reporting requirements for regional centers to report if an individual has tested positive or died as a result of COVID-19.

June 2020 – DDS continued to release directives related to COVID-19:

- Issuing a directive rescinding previous requirement that regional centers request DDS approval for placements into licensed residential settings, as regional centers are expected to continue to monitor safe movement.
- START expansion (prioritized within existing CPP funding) authorized for the following regional centers: ACRC, RCEB, SCLARC, and WRC. Budget action deferred additional funding for START expansion to 2021-22.

Budget Act of 2020 – Includes:

- Trailer bill language makes EBSHs permanent and increases by five (5) the number of EBSHs that can have DESP.
- Temporary increase of 20 individuals to the Porterville DC STP population limit from 211 to 231 individuals.
- Expands the diversion program for individuals with developmental disabilities.

ADULT RESIDENTIAL FACILITY FOR PERSONS with SPECIAL HEALTH CARE NEEDS
PROJECT DEVELOPMENT OVERVIEW
AS OF 6/19/2020

COMPLETED ADULT RESIDENTIAL FACILITY FOR PERSONS with SPECIAL HEALTHCARE NEEDS						
#	START-UP PROJECT ID	REGIONAL CENTER	TOTAL CAPACITY	LOCATION OF HOME	PROPERTY NAME	ACTUAL SERVICE DATE
1	ACRC-1314-1	ACRC	5	Granite Bay	Granite Bay Home	10/14/17
2	ACRC-1516-12	ACRC	5	Carmichael	Bell Haven 2	3/15/18
3	ACRC-1516-13	ACRC	5	Carmichael	Bell Haven 1	10/19/17
4	ACRC-1516-14	ACRC	5	Orangevale	South Canyon	10/20/17
5	ACRC-1617-3	ACRC	5	Sacramento	Daisy Hill	11/13/18
6	ACRC-1617-9*	ACRC	5	Fair Oaks	Meadowood	12/1/18
7	CVRC-1415-5	CVRC	4	Fresno	West Atlanta	10/15/17
8	CVRC-1516-1	CVRC	5	Fresno	Ellery	10/1/18
9	ELARC-0809-1	ELARC	4	San Gabriel	Vista	2/27/12
10	ELARC-0910-8	ELARC	5	Whittier	Los Lotes	1/15/14
11	ELARC-0910-13	ELARC	5	Temple City	Doreen	5/10/13
12	ELARC-1011-3	ELARC	4	Whittier	Scenic	10/31/14
13	FNRC-1516-8	FNRC	5	Redding	Old Alturas	1/0/00
14	FNRC-1617-6	FNRC	5	Redding	Vista Oaks	4/2/19
15	GGRC-BAHP-0607-19	GGRC	4	San Mateo	Edna (Atenar)	5/20/08
16	GGRC-BAHP-0607-21	GGRC	4	San Bruno	Medina (St. Francis)	5/1/07
17	GGRC-BAHP-0708-34	GGRC	5	Redwood City	Gordon	1/31/09
18	GGRC-BAHP-0809-40	GGRC	4	San Bruno	Cloud	6/5/08
19	GGRC-1213-4	GGRC	4	San Bruno	Harmony Home	9/8/16
20	GGRC-1415-1	GGRC	4	San Bruno	St. Anthony's Home / Tina's Care Home, Inc.	12/1/17
21	GGRC-1415-6	GGRC	4	Redwood City	Oakwood Home/Narasol Home, LLC.	2/8/18
22	GGRC-1516-10	GGRC	4	San Mateo	St. Paul's Home	10/30/17
23	GGRC-1516-11	GGRC	4	Redwood City	Clarespie Home	12/18/17
24	GGRC-1516-12	GGRC	4	Windsor	Tamara Way	4/18/18
25	IRC-0910-14	IRC	5	Colton	Baccarat	8/21/12
26	KRC-1617-1*	KRC	5	Bakersfield	Abbey Road	6/17/19
27	KRC-1617-9	KRC	5	Bakersfield	Nemia Home	11/18/19
28	NBRC-1213-2	NBRC	5	Santa Rosa	Grosse Avenue	10/6/16
29	NBRC-1314-5	NBRC	5	Santa Rosa	Peterson	1/20/17
30	NBRC-1415-9	NBRC	5	Santa Rosa	Monte Verde	2/22/17
31	NBRC-1516-2	NBRC	5	Santa Rosa	Alderbrook	4/13/18
32	NBRC-1516-19	NBRC	5	Fairfield	Stafford Springs	7/24/18
33	NBRC-1516-20	NBRC	5	Fairfield	German	8/31/18
34	NBRC-1516-21	NBRC	5	Sonoma	El Ritero	3/22/18
35	NBRC-1516-22	NBRC	5	Santa Rosa	Country Manor	2/7/18
36	NBRC-1617-9	NBRC	4	Santa Rosa	Queen Anne	5/15/18
37	NLACRC-0910-12	NLACRC	5	Sylmar	Larkspur	5/1/13
38	NLACRC-1011-3	NLACRC	5	Los Angeles	Babcock	9/24/14
39	RCEB-BAHP-0607-14	RCEB	5	Livermore	Chablis	5/9/08
40	RCEB-BAHP-0607-38	RCEB	5	Livermore	Regent	2/21/08
41	RCEB-BAHP-0607-46	RCEB	5	Union City	Olympiad	10/8/08
42	RCEB-BAHP-0708-47	RCEB	5	Newark	Meadowlark	12/24/08
43	RCEB-BAHP-0708-54	RCEB	4	Fremont	Elwyn	2/6/09
44	RCEB-BAHP-0708-56	RCEB	5	Fremont	Montecito	2/6/09
45	RCEB-1314-8	RCEB	4	Fremont	Amato Home	2/22/18
46	RCEB-1415-1	RCEB	4	Concord	Keith Drive	12/4/17
47	RCEB-1415-6	RCEB	4	Concord	Camino Solano	12/14/17
48	RCEB-1516-7	RCEB	4	Concord	Woodbridge Trifari Place	1/16/18
49	RCEB-1516-8	RCEB	4	Clayton	Woodbridge Clayton	5/8/18
50	RCEB-1516-9	RCEB	4	Concord	Maria Avenue	8/27/18
51	RCEB-1516-10	RCEB	4	Concord	Via Del Verde	11/29/17
52	RCEB-1516-11	RCEB	4	Livermore	Traviso	10/10/17
53	RCEB-1516-12	RCEB	5	Livermore	Smoke Bellew	10/10/17
54	RCEB-1516-13	RCEB	5	Walnut Creek	Banbury Place	4/23/18
55	RCEB-1516-14	RCEB	5	Walnut Creek	Cheyenne	4/2/18
56	RCOC-1617-1	RCOC	5	Anaheim	Janeen	4/1/19
57	RCOC-1617-2	RCOC	5	Santa Ana	Malena	2/19/19
58	RCOC-1617-3	RCOC	5	Santa Ana	La Colina	4/2/19
59	RCOC-1617-4	RCOC	4	Anaheim	Carleton	5/24/19
60	RCOC-1617-10	RCOC	5	Fullerton	Sunnywood	6/28/19
61	RCOC-1617-11	RCOC	5	Brea	Briarwood	3/13/19
62	RCOC-1617-12	RCOC	5	Brea	Larchwood	3/20/19
63	RCOC-1617-13	RCOC	5	Mission Viejo	Aracena	3/4/19
64	RCOC-1617-24	RCOC	5	Yorba Linda	Buena Vista	10/31/19
65	SARC-BAHP-0607-15	SARC	5	San Jose	Baywood	11/8/07
66	SARC-BAHP-0607-16	SARC	5	San Jose	Empey	12/30/08
67	SARC-BAHP-0607-23	SARC	5	San Jose	Flora	11/7/08
68	SARC-BAHP-0607-31	SARC	5	San Jose	Calero	10/3/08
69	SARC-BAHP-0607-33	SARC	5	Morgan Hill	La Alameda	1/28/09
70	SARC-BAHP-0607-45	SARC	5	Campbell	Westmont	12/23/08
71	SARC-BAHP-0607-52	SARC	5	Campbell	Milton	1/28/09
72	SARC-BAHP-0607-55	SARC	5	Santa Clara	Westridge	2/5/09
73	SARC-BAHP-0607-57	SARC	5	Santa Clara	Jill	2/10/09
74	SARC-BAHP-0607-58	SARC	5	Campbell	Salerno	2/2/09
75	SARC-BAHP-0708-32	SARC	5	San Jose	McKendrie	12/30/08
76	SARC-BAHP-0708-44	SARC	5	Morgan Hill	Taylor	8/28/07
77	SARC-BAHP-0708-53	SARC	5	San Jose	Henry	1/29/09
78	SCLARC-0910-6	SCLARC	5	Downey	Lubec	8/1/14
79	SCLARC-0910-8	SCLARC	5	Downey	Tristan	10/30/14

ADULT RESIDENTIAL FACILITY FOR PERSONS with SPECIAL HEALTH CARE NEEDS
PROJECT DEVELOPMENT OVERVIEW
AS OF 6/19/2020

COMPLETED ADULT RESIDENTIAL FACILITY FOR PERSONS with SPECIAL HEALTHCARE NEEDS						
#	START-UP PROJECT ID	REGIONAL CENTER	TOTAL CAPACITY	LOCATION OF HOME	PROPERTY NAME	ACTUAL SERVICE DATE
80	SDRC-1516-10	SDRC	5	Escondido	Villa Verde	5/4/18
81	SDRC-1516-11	SDRC	5	Escondido	Ritter Place	8/19/19
82	SDRC-1617-3	SDRC	5	Bonita	Winnetka	10/23/19
83	SGPRC-0910-4	SGPRC	5	Diamond Bar	Meadcliff	9/29/12
84	SGPRC-0910-6	SGPRC	5	Claremont	Rosemont	9/29/12
85	SGPRC-1112-1	SGPRC	5	Claremont	Andover Home	4/24/14
86	SGPRC-1112-2	SGPRC	5	San Dimas	Alford Home	4/24/14
87	TCRC-1617-3	TCRC	5	Santa Ynez	Mountain Ridge	7/1/19
88	WRC-1112-9	WRC	5	Los Angeles	64th Street	12/21/13
89	WRC-1213-10	WRC	5	Los Angeles	Holt Avenue	6/21/14
90	WRC-1314-4	WRC	5	Los Angeles	Handley Avenue	9/14/17
91	WRC-1415-8	WRC	5	Los Angeles	Shenandoah Avenue	1/0/00
92	WRC-1415-14	WRC	5	Los Angeles	ARFPSHN-B Garth	2/28/18
TOTAL COMPLETED HOMES			92			
TOTAL COMPLETED CAPACITY			437			

* THESE HOMES ARE NOT CURRENTLY OPERATIONAL

ADULT RESIDENTIAL FACILITY FOR PERSONS with SPECIAL HEALTH CARE NEEDS
PROJECT DEVELOPMENT OVERVIEW
AS OF 6/19/2020

IN PROGRESS ADULT RESIDENTIAL FACILITY FOR PERSONS with SPECIAL HEALTHCARE NEEDS						
#	START-UP PROJECT ID	REGIONAL CENTER	TOTAL CAPACITY	LOCATION OF HOME	PROPERTY NAME	PROJECTED SERVICE DATE
1	TCRC-1617-4	TCRC	5	Solvang	Stadium	2/15/20
TOTAL IN PROGRESS HOMES			1			
TOTAL IN PROGRESS CAPACITY			5			

COMMUNITY CRISIS HOMES
PROJECT DEVELOPMENT OVERVIEW
AS OF 6/19/2020

COMPLETED COMMUNITY CRISIS HOMES						
#	START-UP PROJECT ID	REGIONAL CENTER	TOTAL CAPACITY	LOCATION OF HOME	PROPERTY NAME	ACTUAL SERVICE DATE
1	ACRC-1516-21	ACRC	4	Orangevale	Santa Juanita	8/13/18
2	ACRC-1516-22	ACRC	4	Shingle Springs	Consolation	11/26/18
3	ACRC-SN-1718-4*	ACRC	4	Herald	Telecare Herald House (IMD Step Down)	5/28/19
4	GGRC-1617-1	GGRC	4	Hollister	Maglady	6/1/20
5	IRC-1415-7	IRC	4	Hemet	California	8/30/18
6	NBRC-1415-10	NBRC	4	Vacaville	Telecare Beck Lane	1/18/18
7	NBRC-1415-15	NBRC	4	Vacaville	English Hills	1/23/20
8	RCEB-1617-5	RCEB	4	Oakley	Cypress	2/7/19
9	SARC-1617-2	SARC	4	Hollister	Maglady Flats CCH	9/3/19
TOTAL COMPLETED HOMES			9			
TOTAL COMPLETED CAPACITY			36			

STATE OPERATED COMPLETED COMMUNITY CRISIS HOMES						
#	START-UP PROJECT ID	REGIONAL CENTER	TOTAL CAPACITY	LOCATION OF HOME	PROPERTY NAME	ACTUAL SERVICE DATE
1	RCEB-SN-1718-4	RCEB	5	Vacaville	North STAR #1	4/26/19
2	RCEB-SN-1718-5	RCEB	5	Vacaville	North STAR #2	5/1/20
TOTAL COMPLETED HOMES			2			
TOTAL COMPLETED CAPACITY			10			

IN PROGRESS COMMUNITY CRISIS HOMES						
#	START-UP PROJECT ID	REGIONAL CENTER	TOTAL CAPACITY	LOCATION OF HOME	PROPERTY NAME	DATE
1	ACRC-SN-1920-10****	ACRC	4	Still in Property Search	Still in Property Search	6/30/21
2	CVRC-1617-9	CVRC	4	Visalia	Avenue 344	9/1/20
3	CVRC-SN-1718-2**	CVRC	4	Tulare	Road 44 (Aspire) (PDC Step Down)	9/1/20
4	CVRC-SN-1718-3**	CVRC	4	Tulare	Road 44 #2 (Hope) (PDC Step Down)	9/1/20
5	CVRC-SN-1819-2**	CVRC	4	Tulare	Zumwalt (PDC Step Down)	9/1/20
6	ELARC-1920-10	ELARC	4	Still in Property Search	Still in Property Search	1/1/21
7	FNRC-SN-1718-1*	FNRC	4	Redding	Cedars (IMD Step Down)	8/1/20
8	FNRC-1819-3	FNRC	4	Redding	Old 44	12/1/20
9	KRC-1617-12	KRC	4	Bakersfield	Coffee	7/1/20
10	RCEB-SN-1920-8****	RCEB	4	Still in Property Search	Still in Property Search	6/30/21
11	RCEB-SN-1920-11****	RCEB	4	Still in Property Search	Still in Property Search	6/30/21
12	SDRC-1819-2***	SDRC	4	Still in Property Search	Still in Property Search	6/30/21
13	SDRC-SN-1920-6****	SDRC	4	Still in Property Search	Still in Property Search	6/30/21
14	SDRC-SN-1920-11****	SDRC	4	Still in Property Search	Still in Property Search	6/30/21
15	SGPRC-SN-1718-3*	SGPRC	4	La Puente	South Covina (IMD Step Down)	7/20/20
16	SGPRC-SN-1718-10*	SGPRC	4	La Puente	Lomitas (Independence) (IMD Step Down)	7/20/20
17	VMRC-SN-1920-6****	VMRC	4	Still in Property Search	Still in Property Search	6/1/21
18	WRC-1617-13	WRC	4	Inglewood	Condon	8/15/20
19	WRC-1617-14	WRC	4	Hawthorne	130th Street	8/15/20
20	WRC-1819-3****	WRC	4	Gardena	Electric	10/1/20
TOTAL IN PROGRESS HOMES			20			
TOTAL IN PROGRESS CAPACITY			80			

STATE OPERATED IN PROGRESS COMMUNITY CRISIS HOMES						
#	START-UP PROJECT ID	REGIONAL CENTER	TOTAL CAPACITY	LOCATION OF HOME	PROPERTY NAME	PROJECTED SERVICE DATE
1	CVRC-SN-1920-7	CVRC	5	Still in Property Search	Central STAR #1	2/15/21
2	CVRC-SN-1920-8****	CVRC	4	Still in Property Search	Central STAR #2	2/15/21
3	RCEB-SN-1819-11****	RCEB	4	Vacaville	North STAR #3	10/15/20
4	RCOC-SN-1718-11	RCOC	5	Costa Mesa	South STAR #1	10/1/20
5	RCOC-SN-1718-12	RCOC	5	Costa Mesa	South STAR #2	10/1/20
TOTAL STATE OPERATED IN PROGRESS HOMES			5			
TOTAL STATE OPERATED IN PROGRESS CAPACITY			23			

* THESE PROJECTS ARE SPECIFIC TO SAFETY NET IMD STEP DOWN

** THESE PROJECTS ARE SPECIFIC TO SAFETY NET PDC STEP DOWN

*** THIS PROJECT IS ALSO REFLECTED ON HOMES UTILIZING DELAYED EGRESS WITH SECURED PERIMETER PROJECT DEVELOPMENT OVERVIEW

**** THESE PROJECTS ARE HOMES UTILIZED FOR CHILDREN

ENHANCED BEHAVIORAL SUPPORTS HOMES
PROJECT DEVELOPMENT OVERVIEW
AS OF 6/19/2020

COMPLETED ENHANCED BEHAVIORAL SUPPORTS HOMES						
#	START-UP PROJECT ID	REGIONAL CENTER	TOTAL CAPACITY	LOCATION OF HOME	PROPERTY NAME	ACTUAL SERVICE DATE
1	ACRC-1516-15	ACRC	4	Fair Oaks	Illinois	3/23/18
2	ACRC-1516-17	ACRC	4	Carmichael	Parks Lane	10/22/18
3	ACRC-1718-1*	ACRC	4	Elk Grove	Walk of Life	4/1/20
4	CVRC-1415-4**	CVRC	4	Visalia	Manota	6/15/17
5	CVRC-1718-1	CVRC	4	Visalia	Honor in the West (Pica)	7/12/19
6	GGRC-1617-4	GGRC	4	San Rafael	Blackstone	12/2/19
7	IRC-1516-5	IRC	4	San Jacinto	Camino Los Banos	3/13/20
8	IRC-1617-2*	IRC	4	Menifee	Lindenberger	4/10/20
9	KRC-1617-5**	KRC	4	Bakersfield	Triumph in the West	8/22/19
10	NBRC-1415-2	NBRC	4	Santa Rosa	Hidden Valley	8/15/17
11	NBRC-1415-14*	NBRC	4	Vacaville	Locke	12/18/19
12	NBRC-1516-5	NBRC	4	Fairfield	Gold Coast	10/18/18
13	NBRC-1516-16	NBRC	4	Santa Rosa	Shady Oak	11/1/18
14	NBRC-1617-14	NBRC	4	Santa Rosa	Happy Valley	7/19/18
15	NBRC-1617-15	NBRC	4	Santa Rosa	Barnes	9/4/18
16	NBRC-1617-18	NBRC	4	Penngrove	Alan	9/24/18
17	NBRC-1718-1	NBRC	4	Vacaville	Charlotte	6/5/20
18	NLACRC-1314-1	NLACRC	2	Winnetka	Quartz	4/1/19
19	RCEB-1516-15	RCEB	4	Oakley	Neroly	11/26/18
20	RCEB-1516-16	RCEB	4	Brentwood	Nighthawk	11/26/18
21	RCEB-1516-17	RCEB	4	Oakley	Terra Verde	9/5/18
22	RCOC-1617-28	RCOC	2	Garden Grove	Gilbert	1/7/20
23	SARC-1415-2	SARC	4	San Martin	Sycamore	6/13/18
24	SARC-1516-6	SARC	4	Morgan Hill	Tranquility Home	10/17/18
25	SARC-1516-7	SARC	4	Morgan Hill	Serenity Place	2/20/19
26	SARC-1617-1*	SARC	4	San Jose	Toyon	1/22/19
27	SDRC-1314-11	SDRC	4	Ramona	Ramona View (Inspiration)	8/13/19
28	SDRC-1314-12	SDRC	4	Ramona	Garjan (Empowerment)	10/4/19
29	SDRC-1314-13	SDRC	4	Ramona	Duck Pond (Harmony)	9/11/19
30	SDRC-1314-14**	SDRC	4	Ramona	Ash Street (Tranquility)	10/4/19
31	SDRC-1617-1**	SDRC	4	Escondido	Wyndemere	11/15/19
32	SDRC-1617-2	SDRC	4	Escondido	Coltrane	7/9/19
33	SGPRC-1415-1	SGPRC	3	Pomona	Viola	10/12/17
34	SGPRC-1516-1	SGPRC	3	La Puente	3rd Avenue	4/3/18
35	SGPRC-1617-3	SGPRC	4	West Covina	Res Care Puente Avenue	11/12/19
36	SGPRC-1617-9*	SGPRC	4	Baldwin Park	Hope House - Mary Jo	6/21/19
37	TCRC-1415-3	TCRC	4	Santa Barbara	Foothill Road	3/4/19
38	WRC-1213-4	WRC	3	Los Angeles	Ramsgate Ave	3/28/14
39	WRC-1516-2*	WRC	3	Inglewood	116th Street	11/26/18
40	WRC-1516-5	WRC	3	Gardena	185th Street	5/14/18
41	WRC-1617-4	WRC	3	Torrance	Hobart	9/11/19
42	WRC-1617-5	WRC	4	Inglewood	Plymouth	5/29/19
TOTAL COMPLETED HOMES			42			
TOTAL COMPLETED CAPACITY			158			

* THESE PROJECTS ARE HOMES UTILIZED FOR CHILDREN

** THESE PROJECTS ARE ALSO REFLECTED ON HOMES UTILIZING DELAYED EGRESS WITH SECURED PERIMETER PROJECT DEVELOPMENT OVERVIEW

ENHANCED BEHAVIORAL SUPPORTS HOMES
PROJECT DEVELOPMENT OVERVIEW
AS OF 6/19/2020

IN PROGRESS ENHANCED BEHAVIORAL SUPPORTS HOMES						
#	START-UP PROJECT ID	REGIONAL CENTER	TOTAL CAPACITY	LOCATION OF HOME	PROPERTY NAME	PROJECTED SERVICE DATE
1	ACRC-1819-3	ACRC	4	Yuba City	Franklin	6/30/21
2	ACRC-1819-5	ACRC	4	Still in Property Search	Still in Property Search	6/30/21
3	ACRC-1920-7	ACRC	4	Still in Property Search	Still in Property Search	6/30/22
4	ACRC-1920-14*	ACRC	4	Still in Property Search	Still in Property Search	6/1/22
5	CVRC-1819-3*	CVRC	4	Fresno	Still in Property Search	12/1/20
6	CVRC-1819-4	CVRC	4	Still in Property Search	Still in Property Search	12/1/20
7	ELARC-1819-2	ELARC	3	La Habra	Nantucket	9/1/20
8	ELARC-1920-4	ELARC	3	Whittier	Mc Gee	1/1/21
9	ELARC-1920-5	ELARC	3	Still in Property Search	Still in Property Search	1/1/21
10	ELARC-1920-6	ELARC	4	Still in Property Search	Still in Property Search	6/1/21
11	GGRC-1718-1	GGRC	4	Novato	Daryl	8/1/20
12	GGRC-1920-2	GGRC	4	Still in Property Search	JTHI	1/1/21
13	IRC-1516-7**	IRC	4	Hemet	Pony Trail	7/1/20
14	IRC-1617-1	IRC	4	Thousand Palms	Via Las Palmas	7/1/20
15	IRC-1617-3	IRC	4	Hemet	Crest	7/15/20
16	IRC-1718-5**	IRC	4	Oak Hills	Fremontia	9/1/20
17	IRC-1819-2*	IRC	4	Apple Valley	Zuni	11/1/20
18	IRC-1819-3	IRC	4	Still in Property Search	Sycamore	11/1/20
19	KRC-1617-10	KRC	3	Bakersfield	Meacham (Pica)	8/1/20
20	KRC-1819-4*	KRC	4	Still in Property Search	Still in Property Search	1/1/21
21	KRC-1920-4	KRC	3	Still in Property Search	Still in Property Search	6/1/21
22	NBRC-1617-24	NBRC	4	Fairfield	Moosup	7/15/20
23	NBRC-1819-10	NBRC	3	Santa Rosa	Wallace	3/1/21
24	NBRC-1920-2*	NBRC	4	Still in Property Search	Still in Property Search	11/1/21
25	NLACRC-1920-9	NLACRC	3	Still in Property Search	Still in Property Search	1/1/21
26	RCEB-1819-1	RCEB	4	Antioch	Hillside	10/1/20
27	RCEB-SN-1920-10*	RCEB	4	Still in Property Search	Still in Property Search	6/1/21
28	SARC-1920-3	SARC	2	Still in Property Search	Still in Property Search	6/1/21
29	SARC-1920-5*	SARC	4	Still in Property Search	Still in Property Search	6/1/21
30	SCLARC-1819-1	SCLARC	3	Still in Property Search	Still in Property Search	1/1/21
31	SCLARC-1920-2	SCLARC	4	Still in Property Search	Still in Property Search	1/1/21
32	SCLARC-1920-3*	SCLARC	4	Still in Property Search	Still in Property Search	1/1/21
33	SCLARC-1920-4	SCLARC	4	Still in Property Search	Still in Property Search	1/1/21
34	SDRC-1516-6*	SDRC	4	Escondido	Amanda	8/1/20
35	SDRC-1920-2	SDRC	4	Still in Property Search	Still in Property Search	6/30/21
36	SDRC-SN-1920-10*	SDRC	4	Still in Property Search	Still in Property Search	6/30/21
37	SGPRC-1819-3	SGPRC	2	Still in Property Search	Elton	3/1/21
38	SGPRC-1920-2	SGPRC	3	Still in Property Search	Still in Property Search	3/1/21
39	TCRC-1617-5	TCRC	3	Lompoc	Tularosa	7/1/20
40	VMRC-1819-3*	VMRC	4	Stockton	Tenaya Court	7/1/20
41	VMRC-1819-4	VMRC	4	Still in Property Search	Still in Property Search	12/1/20
42	VMRC-1920-5	VMRC	4	Still in Property Search	Still in Property Search	6/1/21
43	WRC-1617-6	WRC	3	Gardena	Ainsworth	7/15/20
TOTAL IN PROGRESS HOMES			43			
TOTAL IN PROGRESS CAPACITY			157			

* THESE PROJECTS ARE HOMES UTILIZED FOR CHILDREN

** THESE PROJECTS ARE ALSO REFLECTED ON HOMES UTILIZING DELAYED EGRESS WITH SECURED PERIMETER PROJECT DEVELOPMENT OVERVIEW

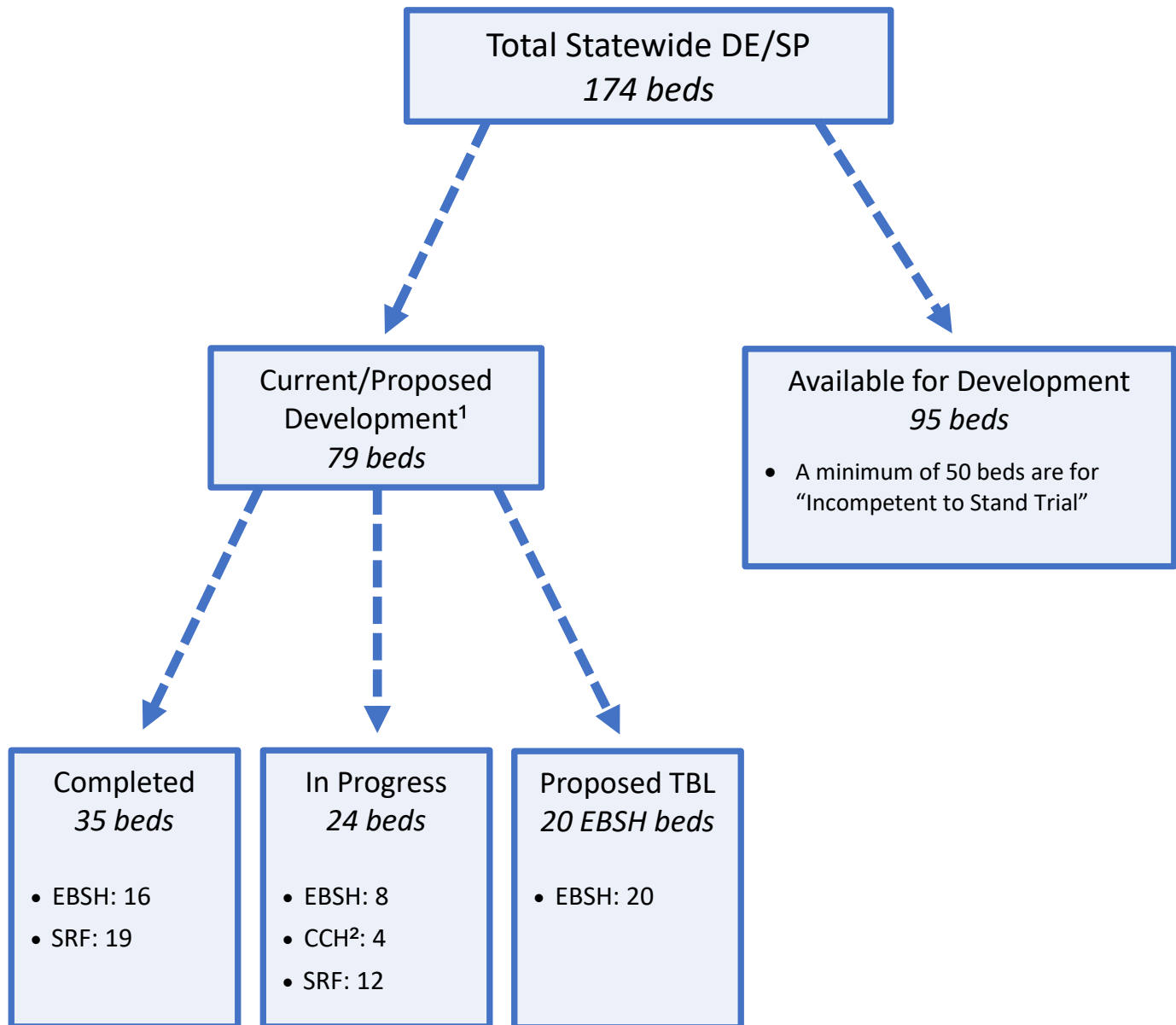
HOMES UTILIZING DELAYED EGRESS WITH SECURED PERIMETER
PROJECT DEVELOPMENT OVERVIEW
AS OF 6/19/2020

COMPLETED HOMES UTILIZING DELAYED EGRESS WITH SECURED PERIMETER							
#	START-UP PROJECT ID	REGIONAL CENTER	TOTAL CAPACITY	DEVELOPMENT TYPE	LOCATION OF HOME	PROPERTY NAME	ACTUAL SERVICE DATE
1	CVRC-1213-2	CVRC	4	SRF	Visalia	Discovery in the West MARS	10/7/15
2	CVRC-1415-4	CVRC	4	EBSH	Visalia	Manota	6/15/17
3	CVRC-1617-1	CVRC	4	SRF	Visalia	People's Care Marlin	7/24/19
4	KRC-1617-5	KRC	4	EBSH	Bakersfield	Triumph in the West	8/22/19
5	SDRC-1314-14	SDRC	4	EBSH	Ramona	Ash Street (Tranquility)	10/4/19
6	SDRC-1617-1	SDRC	4	EBSH	Escondido	Wyndemere	11/15/19
7	SGPRC-1213-1	SGPRC	3	SRF	Covina	Cameron Ave	1/4/16
8	SGPRC-1213-2	SGPRC	4	SRF	Covina	Covina Hills	5/11/15
9	SGPRC-1415-4	SGPRC	4	SRF	La Puente	Ferrero Lane	8/8/17
TOTAL COMPLETED HOMES			9				
TOTAL COMPLETED CAPACITY			35				

IN PROGRESS HOMES UTILIZING DELAYED EGRESS WITH SECURED PERIMETER							
#	START-UP PROJECT ID	REGIONAL CENTER	TOTAL CAPACITY	DEVELOPMENT	LOCATION OF HOME	PROPERTY NAME	PROJECTED SERVICE
1	CVRC-1920-1	CVRC	4	SRF	Still in Property Search	Still in Property Search	11/1/20
2	CVRC-1920-2	CVRC	4	SRF	Still in Property Search	Still in Property Search	12/1/20
3	IRC-1516-7	IRC	4	EBSH	Hemet	Pony Trail	7/1/20
4	IRC-1718-5	IRC	4	EBSH	Oak Hills	Fremontia	9/1/20
5	KRC-1920-7	KRC	4	SRF	Still in Property Search	Still in Property Search	5/1/21
6	SDRC-1819-2	SDRC	4	CCH	Still in Property Search	Still in Property Search	6/30/21
TOTAL IN PROGRESS HOMES			6				
TOTAL IN PROGRESS CAPACITY			24				

DEFINITIONS: Community Crisis Home (CCH), Enhanced Behavioral Supports Home (EBSH), and Specialized Residential Facility (SRF)

Statewide Delayed Egress/Secured Perimeter (DE/SP) Beds
Department of Developmental Services
June 19, 2020



¹ Some beds may be for “Incompetent to Stand Trial”

² No more than 30 beds (20% of 150) can be for Community Crisis Homes with DE/SP

Children and Youth in the Child Welfare System: AB 2083 Implementation

BACKGROUND

Intent of AB 2083 is to develop a coordinated, timely, and trauma-informed system-of-care approach for foster children and youth who have experienced severe trauma.

- Approximately 5,700 minor court dependents are regional center consumers.
 - Each county to develop and implement a memorandum of understanding (MOU) with local system partners.
 - Establishment of a JRT.
 - Development of a technical assistance process for partner agencies.
 - Recommendations to address identified gaps in placement and service options.
 - Collaboration on a multi-year plan to increase systems capacity.
 - More information may be found at: <https://www.chhs.ca.gov/home/system-of-care>

DDS

DDS has been implementing the requirements of AB 2083, including:

- In response to COVID 19, providing technical assistance, system linkages and support to local coordination for dually served youth.
- Participating on the Children and Youth System of Care State Workgroup.
- Providing technical assistance and training to regional centers on MOU development.
- Participating in the interdepartmental Children and Youth System of Care Technical Assistance Team.
- Providing monthly statewide technical assistance webinars on the MOU provisions required per AB 2083 for all system partners.
- Established and implemented a technical assistance process with partner agencies per AB 2083.
- Participating in local interagency child specific technical assistance calls.
- Begun initial development work on the continuum of care gaps analysis per AB 2083.

REGIONAL CENTERS

- Developing their interagency leadership teams.
- Participating in MOU development with their local interagency leadership teams.
- Participating and supporting coordination of services.
- Participating in local interagency child specific technical assistance calls.

COMMUNITY DEVELOPMENT FOR CHILDREN WHO ARE DUALY SERVED

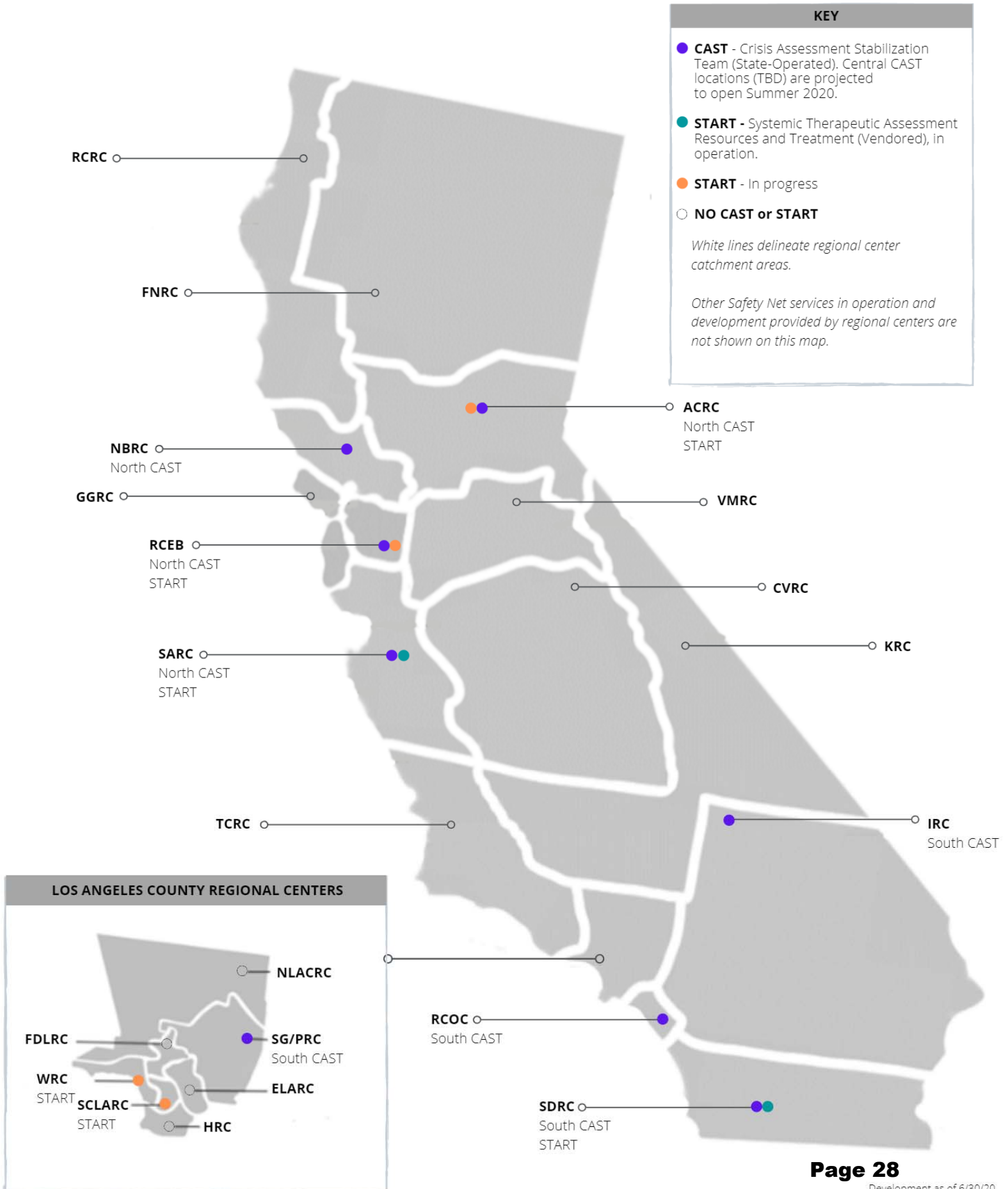
RCEB and SDRRC received approval and CRDF, to individually develop comprehensive residential services for children with complex needs and who have multi-agency involvement. Both RCs will develop one CCH and one EBSH for children who are dually served. A total of four homes will be developed, and will include:

- Comprehensive rate structures and enhanced case coordination
- Coordination to specialty mental health services and collaborating with nonpublic schools and local education agencies

UPDATE: Both RCEB and SDRRC have awarded RFPs for the HDO and service provider.

The projects have a projected service date of Summer 2021. DDS holds regular calls with the RCs to track and monitor development and progress.

CAST AND START DEVELOPMENT



COMMUNITY PLACEMENT PLAN (CPP)
CRISIS SERVICES
APPROVED FY 2014-15 THROUGH FY 2019-20

RC	Community Crisis Home	Crisis Residential*	Crisis Team**	Total
ACRC	4		1	5
CVRC	6			6
ELARC	1		2	3
FDLRC		1		1
FNRC	2		1	3
GGRC	1			1
HRC			1	1
IRC	1		1	2
KRC	1			1
NBRC	2	1		3
RCEB	6			6
RCOC	2			2
RCRC			1	1
SARC	1		3	4
SCLARC		2	1	3
SDRC	3		2	5
SGPRC	2			2
VMRC	1	1	1	3
WRC	3			3
Total	36	5	14	55

This list is not all inclusive and only reflects services funded through CPP

RCs with no Crisis Services funded through CPP: NLACRC and TCRC.

*Crisis Residential includes projects from the Development Types: Crisis Residential Services and Crisis Step Down Services

**Crisis Team includes projects from Development Types: Crisis Support Services and Transition Crisis Teams

Consumers Residing in Prison, Division of Juvenile Justice Facilities or Jail, by Fiscal Year

These tables and charts reflect the total number of consumers incarcerated in any facility over the course of the fiscal year. Consumers are counted more than once if they moved from one type of facility to another during the year.

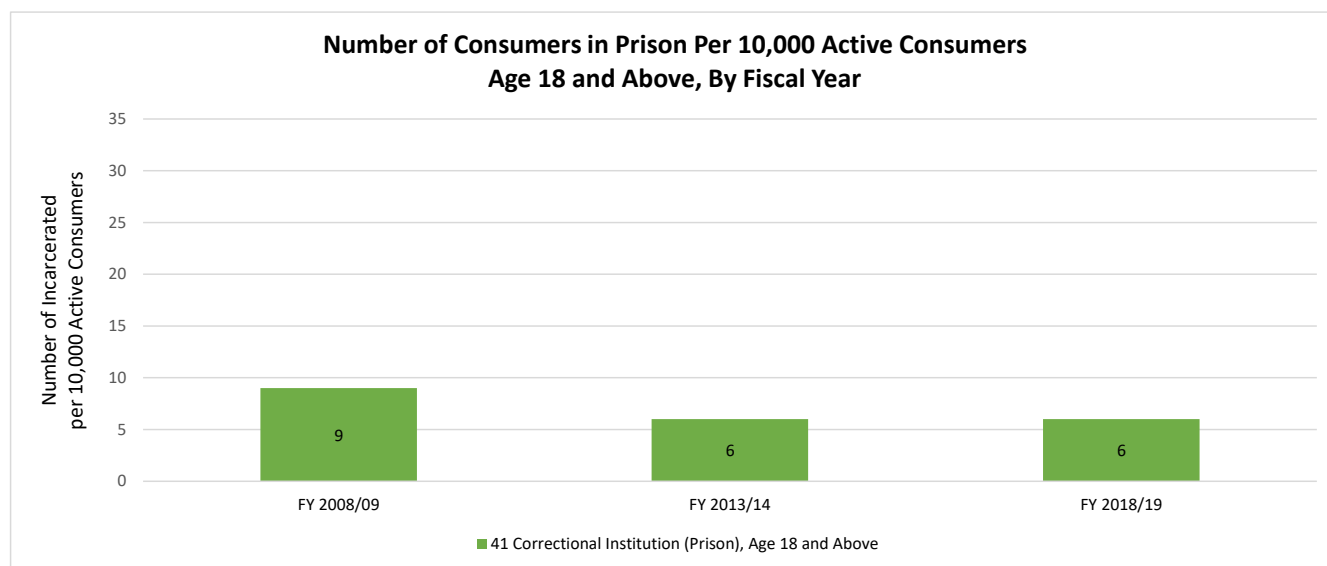
Number of Incarcerated Consumers, by Type of Facility and Fiscal Year

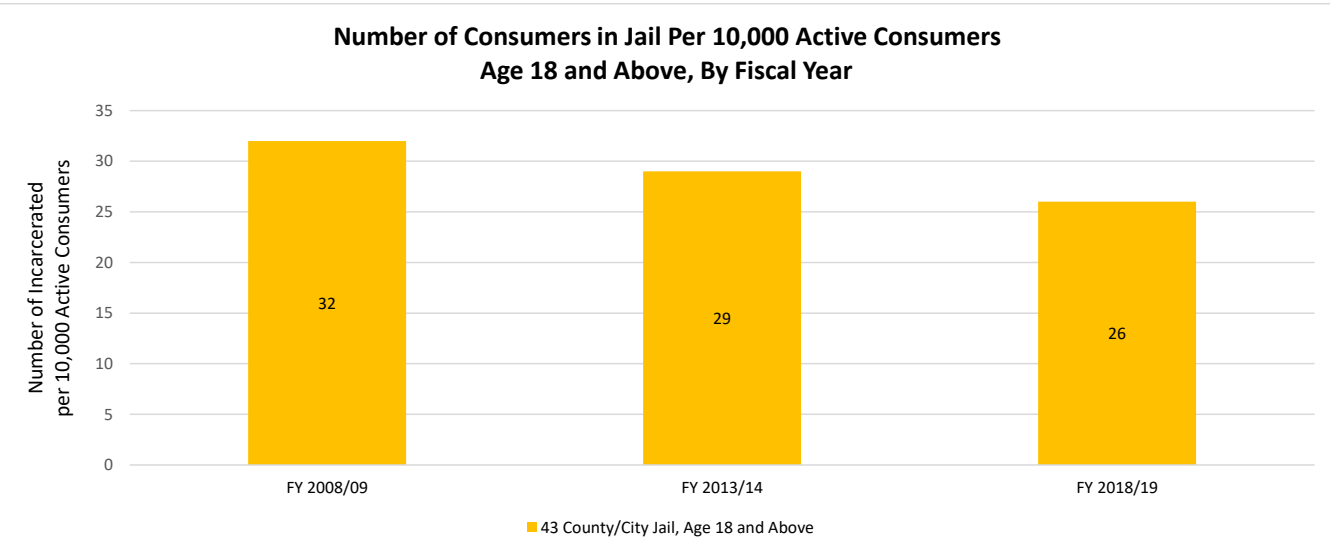
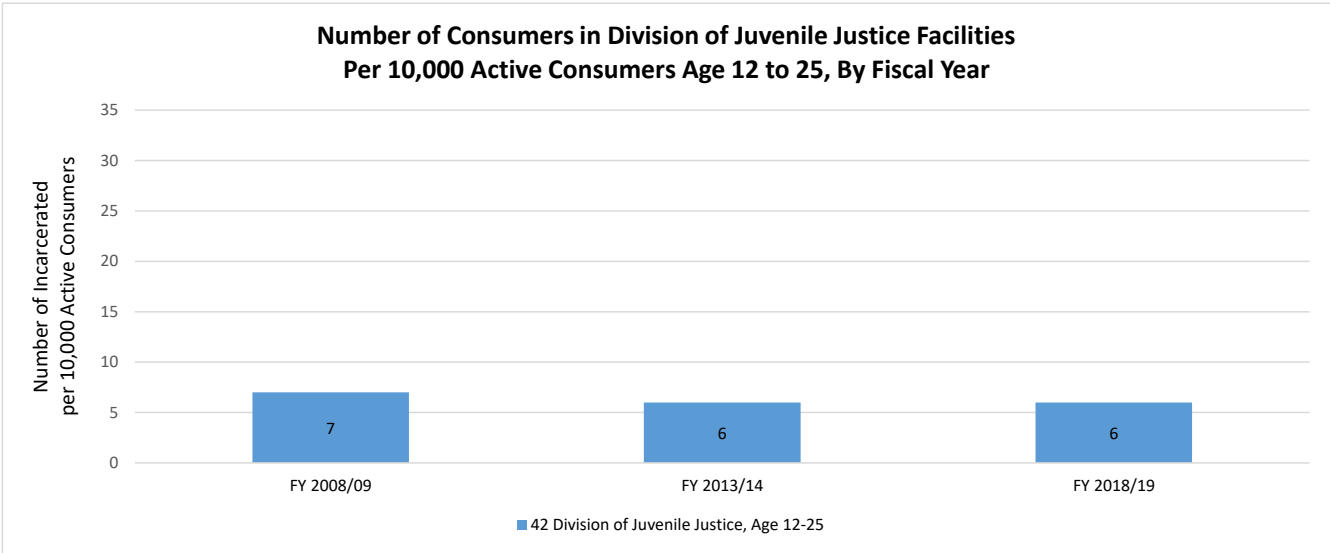
Type of Facility	FY 2008/09	FY 2013/14	FY 2018/19
Correctional Institution (Prison), Age 18 and above	107	91	107
Division of Juvenile Justice (formerly the California Youth Authority), Age 12-25	50	55	58
County/City Jail, Age 18 and above	380	411	449
All Facilities	537	557	614

Number of Incarcerated Consumers Per 10,000 Active Consumers, by Type of Facility/Age Group and Fiscal Year

Type of Facility	FY 2008/09	FY 2013/14	FY 2018/19
Correctional Institution (Prison), Age 18 and Above	9	6	6
Division of Juvenile Justice, Age 12-25	7	6	6
County/City Jail, Age 18 and Above	32	29	26

Number of Consumers in Prison Per 10,000 Active Consumers Age 18 and Above, By Fiscal Year





Source: DDS analysis of Client Master File data as of June 22, 2020.

Community Supports and Safety Net Services Summary - December 2017

General Definition of a Safety Net:

Timely access to essential services and supports necessary for persons with developmental disabilities to maintain health and safety and to address medical, psychiatric, behavioral, residential, staffing, equipment, or other needs, when other services and supports fail, are interrupted, are not available, or additional services and supports are necessary for an urgent or medical need. May or may not require a change in placement.

Definition of a Crisis:

A situation that without the presence of services would result in a severe negative impact to that person's life

General Principles:

- A range of supports is necessary for a "safety net" system, if a piece is missing, it impacts the whole system
- The focus should be on person-centered planning
- Safety net involves many components- an enhanced medical system, including medical, dental, behavioral health, equipment repair, medication tracking, day program, and employment
- The safety net system should be flexible
- Services must be developed to support consumers who are involved or at risk of becoming involved with the criminal justice or civil commitment systems
- Trusted, trained staff are key
- Services should align with new federal rules
- Ensure services are available throughout the state
- For crisis services there must be immediacy
- Utilize least restrictive interventions
- Focus not only on the point when someone enters a crisis, but also the point before they enter into crisis
- The priority should be creating stability and keeping people in their homes
- There should be a place where people can be stabilized and then transitioned back when it's safe for the community and the person
- There should be mechanisms to help people return to their former home after a crisis if they want to return to that home

- Prevention is important to keep someone from escalating into the criminal justice system
- Look at the original, organic diagnosis, in addition to what is immediately presented for intervention techniques
- With consumers who have been traumatized or abused, look at compliance, prevention measures and behavior factors
- Ensure training in trauma informed care
- We need to develop an array of living options for those in an Institutions for Mental Disease (IMD) due to a crisis so they can return to the community
- There needs to be a reeducation of systems involved in crisis care, including stakeholders outside of the DD/IDD system, such as the police
- Self-determination should be examined as a component
- There should be a safety net that supports individuals of all ages, from youth to seniors
- There needs to be state oversight to ensure the delivery of quality services

Three Areas of Focus and Policy Recommendations

Pre-Crisis Service Recommendations

- There should be a model of funding similar to the Community Placement Plan (CPP) that allows for startup, support and innovation for those currently being served in the community.
- Staffing and training should be evaluated for specialized facilities and supports, as well as the needs of complex consumers
- There should be more robust “warp- around” services, such as medical, dental, psychiatric management, medication management, and durable medical equipment
- There should be a focus on person-centered planning and evaluation of supports
- Utilize state staff transferring into the community
- There should be a focus on cultural competencies and language barriers
- Improved transportation
- Increased therapeutic day program options
- Development of secure housing to prevent more restrictive placements

- There needs to be better communication across the system about crisis services and supported living
- The goal should be to keep people in their homes

Crisis Services Gaps

- There should be faster placement and more flexible schedules for return back to the community
- There should be comprehensive assessments of people in crisis, which include thinking long term about the individual needs
- Ensure crisis programs correctly medicate
- Develop more mobile, timely crisis teams
- Increased crisis setting capacity, potentially state operated
- Develop resources for families to call if an individual is having a crisis
- Reduction in caseload for a period of time for individuals who are in crisis
- There should be training available for first responders for our consumers in crisis

Gaps in Fundamental Services

- Develop more managed care
- Need to have flexibility in timelines in movement
- Need to develop long-term, community based, residential options for individuals with significant service needs
- Need to develop community based models that support the service needs of individuals involved or are at risk of becoming involved in the criminal justice system
- Need to develop long-term community options for Registered Sex Offenders
- Try to prevent bouncing around from home to home; makes the individual look undesirable and providers do not want to take that individual – safety concerns and psych issues
- Have complex crisis settings throughout the state so individuals are not traveling long distances during a crisis
- Ensure a “no reject” setting

- There needs to be more state oversight of safety net services
- There should be a transition rate for service provider staff to allow them to help individuals transition through multiple settings
- There should be start-up funds for the community to help develop safety net services, similar to CCP
- There should be more coordination with police and first responders
- There should be an examination of the median rate

Recommendations for the California Department of Developmental Services (DDS):

- The department should evaluate where there are service gaps in crisis and “wrap-around” services throughout the state
- The department should evaluate opportunities for increased training and coordination
- The department should evaluate its current oversight and work with stakeholders on refining and enhancing this oversight to ensure a quality statewide safety net
- DDS should incorporate these principles and recommendations in to their legislative report on safety net services

This document is from the December 2017

Developmental Services Task Force: Examination of Opportunities to Strengthen the Community-Based Services System