

What We Learned from the National Core Indicators (NCI) In Person Survey

NCI Results from People Across Regional Center of
Orange County (RCOC)

2017-18

User-Friendly Version



A Collaborative Effort of:



Cover art by Donald Roberts (1962 - 2009)



Donald was a former member of the statewide Consumer Advisory Committee in California, Valley Mountain Regional Center Board of Directors, Olmstead Advisory Committee, California Memorial Project, and Self-Advocacy Council 6. Donald was dedicated to the empowerment of people with disabilities and expressed his experiences and dreams through his artwork

Who helped with this report?

We'd like to thank the 2010 members of the California Developmental Disabilities Consumer Advisory Committee. Their ideas helped make this report easy to understand! We'd also like to thank everyone who let us take and use their pictures. They helped make this report interesting.

Michael Cornejo

Tracey Mensch

Marcia Dinkelspiel

David Oster

Joseph Flanagan

Rene Rodriguez

Krisi Franzone

Pattie Simpkins

Michelle Gordon

Robert Taylor

Sue Ann Hankensiefken

Cindy White

Lisa Krueger

Eduardo A. Zapata

What Is National Core Indicators (NCI)?

Each year, NCI asks people with intellectual and developmental disabilities (IDD) and their families about the services they get and how they feel about them. NCI uses surveys so that the same questions can be asked to a large group.

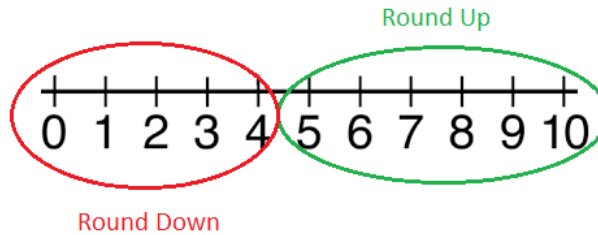
Who is interviewed?

Each year people in many states take part in an NCI meeting. Every year a new group of people are asked to meet. During the meeting people are asked the NCI survey questions. The questions are asked to the person who gets services from the state. For some questions, a family member, friend, or staff member who knows the person well can answer.

What is this report?

This report shows the answers that people gave to some NCI survey questions. Each page shows a different question and the answers. Each page also has a pie graph. It shows how many people said **yes** and how many said **no**. There are also words and stick figures that show how many yes and no answers there were for each question. The answers are whole numbers (like 60% or 90%).

For this report we round percentages to the nearest ten percent. To round, we look at the last digit in a number. If the digit is 5 or more, we “round up” to the next highest number with a zero. If the digit is 4 or less, we “round down” to the next lowest number with a zero.



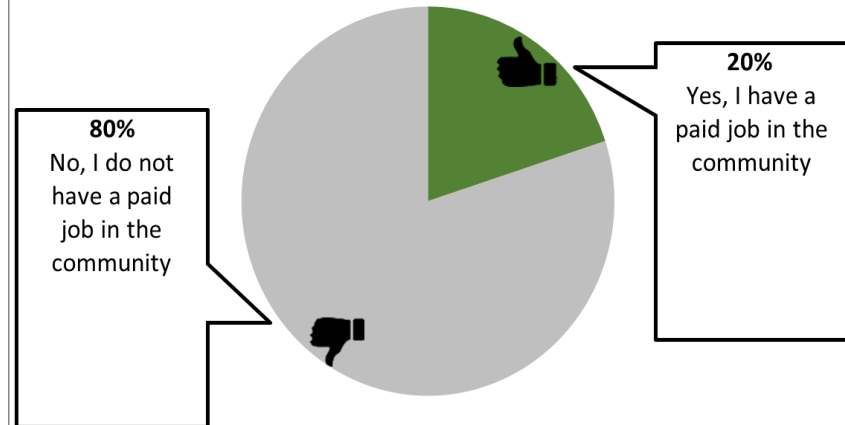
For example:

If 87% of people say they feel safe at home, we “round up” 90%.

If 12% of people say they have a paid job, we “round down” to 10%.

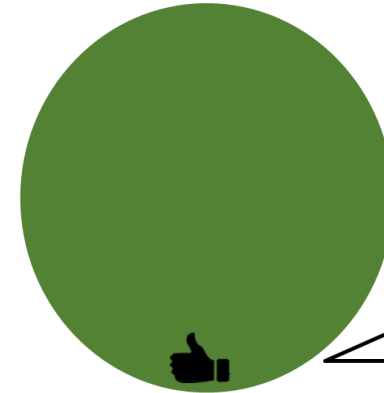
This report can help people talk about services and supports. If you want more information, you can look up the full report at: <https://www.dds.ca.gov/rc/nci/reports/>.

Do you have a paid job in your community?



NCI tells us **2** out of every **10** people have a **paid job in the community.**

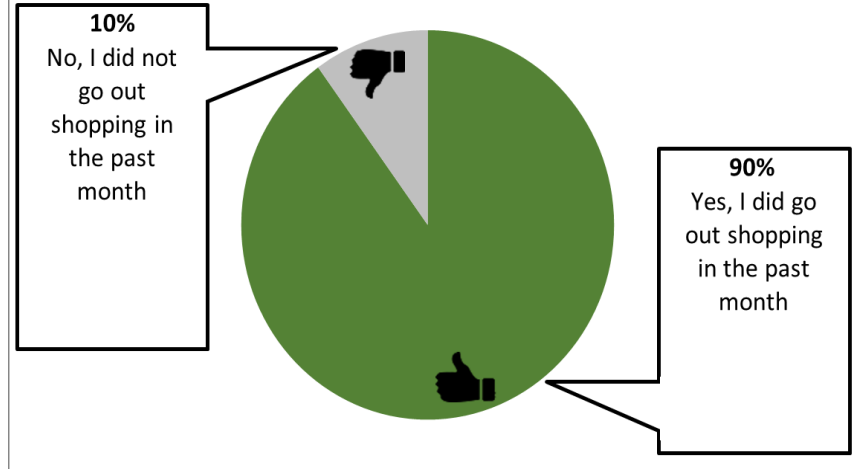
Do you like where you work?



100%
Yes, I like
where I work

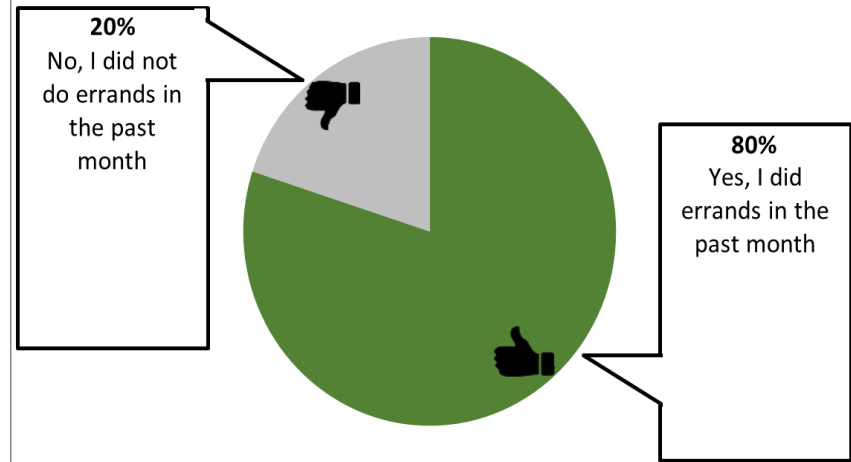
NCI tells us **10** out of every **10** people who have a paid job in the community said they like where they work.

Did you go out shopping in the past month?



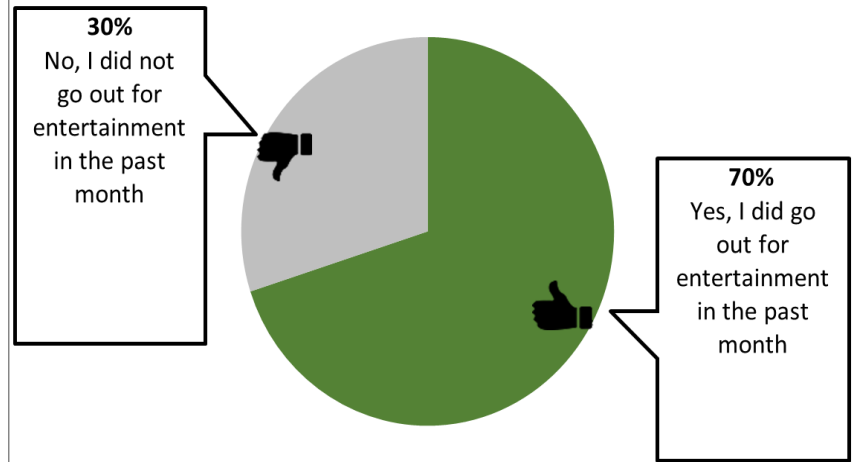
NCI tells us **9** out of every **10** people said **they went out shopping in the past month.**

Did you do errands in the past month?



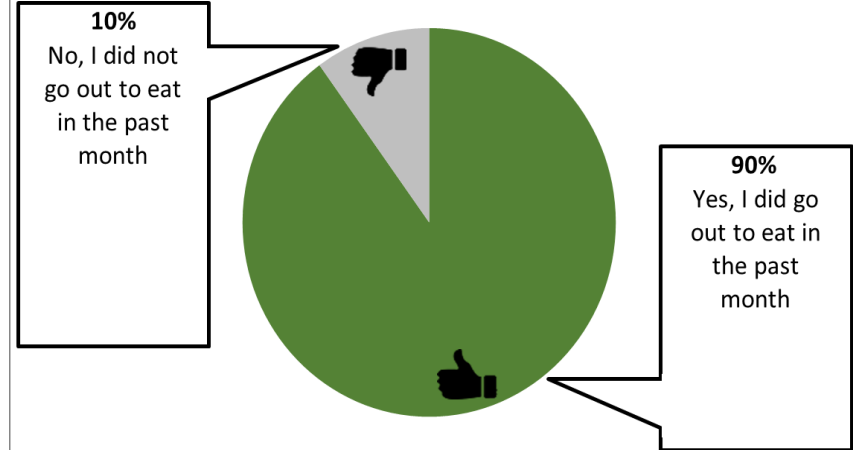
NCI tells us **8** out of every **10** people said **they did errands in the past month.**

Did you go out for entertainment in the past month?




NCI tells us **7** out of every **10** people said **they went out for entertainment in the past month.**

Did you go out to eat in the past month?

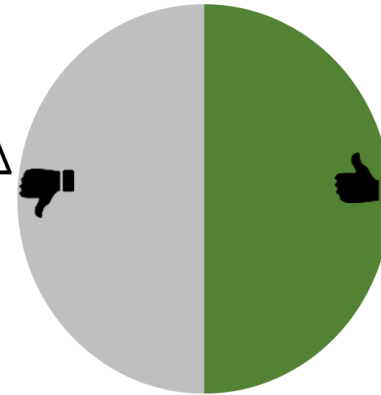


NCI tells us **9** out of every **10** people said **they went out to eat in the past month.**

Did you go out to a religious service or spiritual practice in the past month?



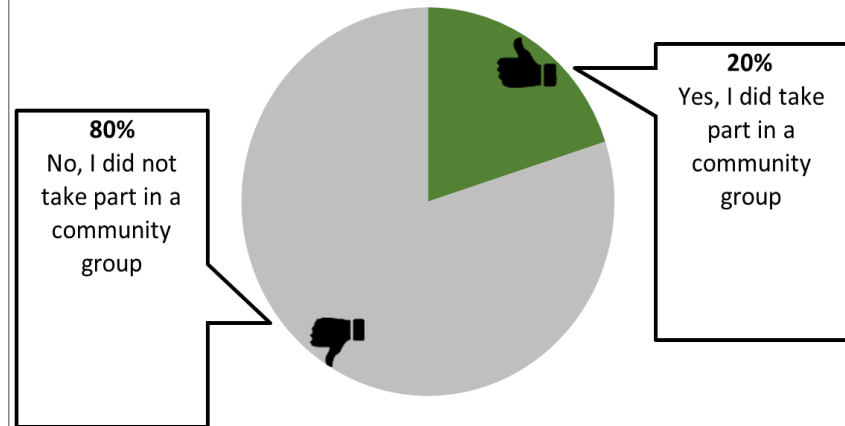
50%
No, I did not
go out to a
religious
service or
spiritual
practice in the
past month



50%
Yes, I did go
out to a
religious
service or
spiritual
practice in the
past month

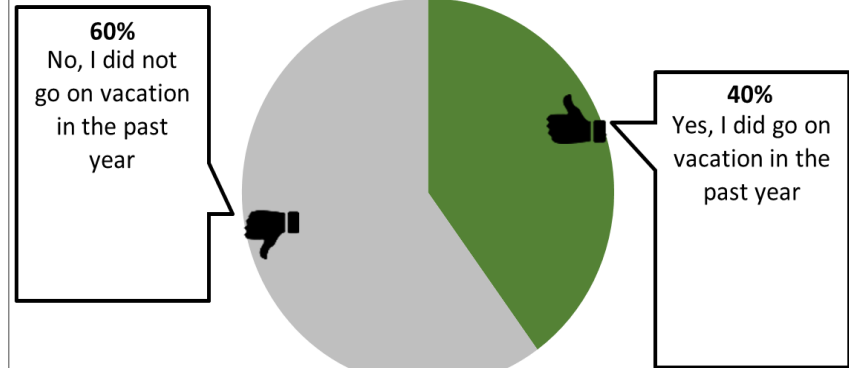
NCI tells us **5** out of every **10** people said **they went out to a religious service or spiritual practice in the past month.**

Did you take part in a community group?



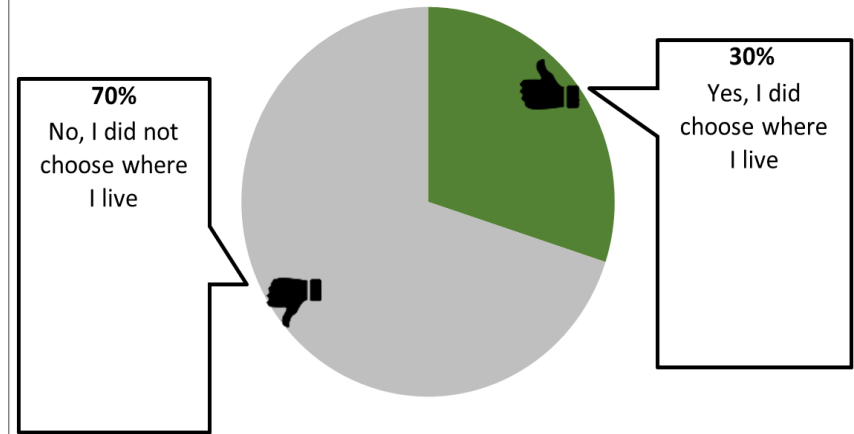
NCI tells us **2** out of every **10** people said **they took part in a community group.**

Did you go on vacation in the past year?



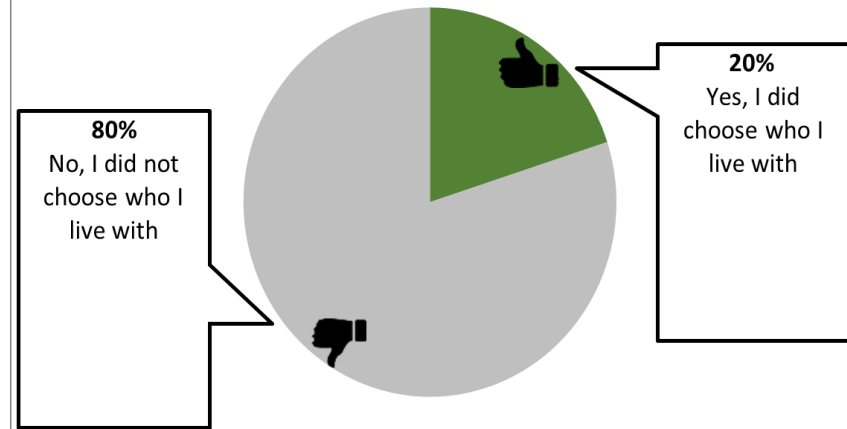
NCI tells us **4** out of every **10** people said **they went on vacation in the past year.**

If you do not live with family, did you choose where you live?



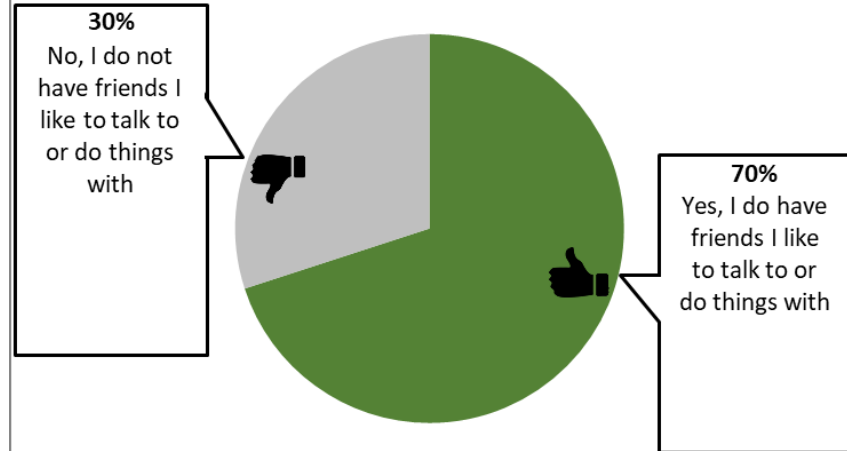
NCI tells us **3** out of every **10** people said **they chose where they live.**

If you do not live with family, did you choose who you live with?



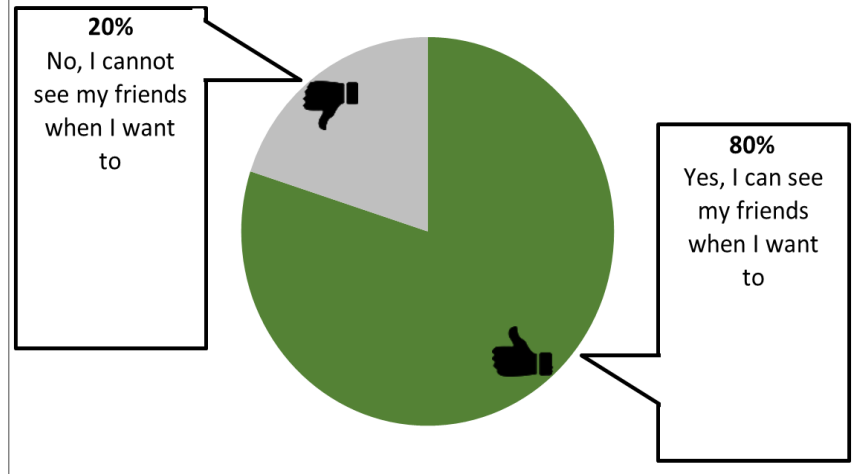
NCI tells us **2** out of every **10** people said **they chose who they live with.**

Do you have friends you like to talk to or do things with?




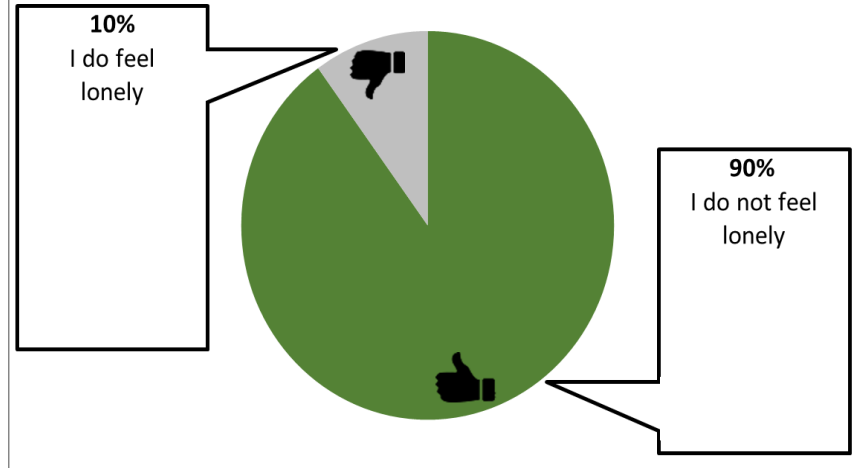
NCI tells us that **7** out of every **10** people said **they have friends they like to talk to or do things with.**

Can you see your friends when you want to?



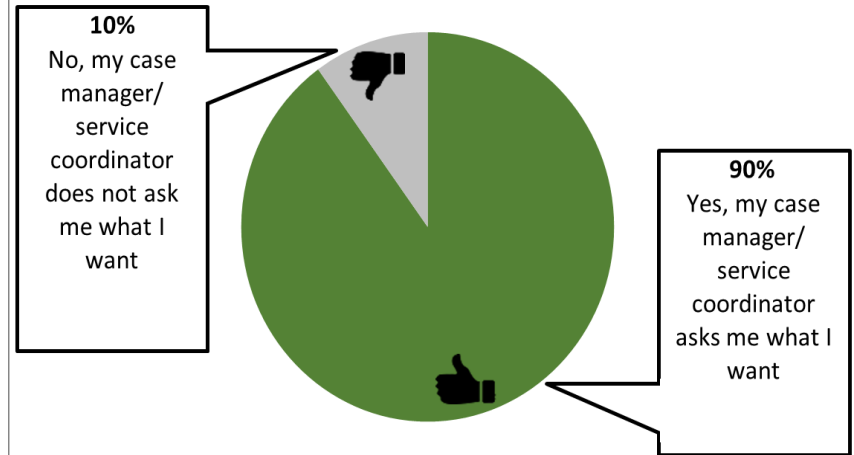

NCI tells us that **8** out of every **10** people said **they can see their friends when they want to.**

Do you ever feel lonely?



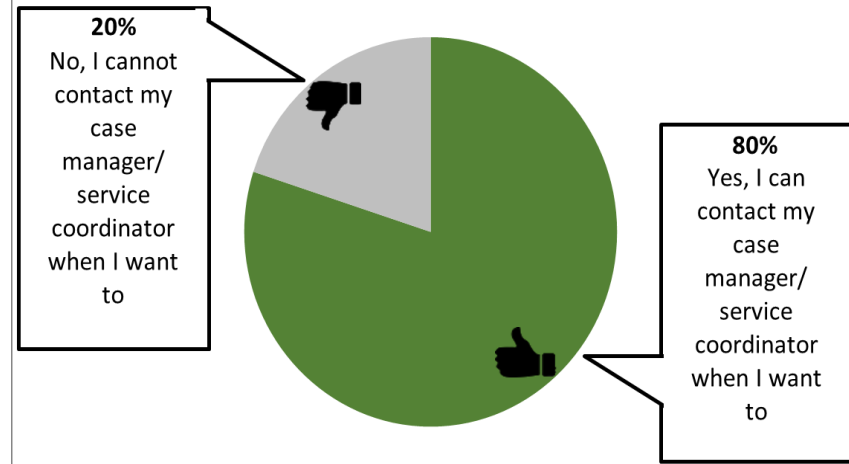
NCI tells us that **9** out of every **10** people said **they do not feel lonely**.

Does your case manager/service coordinator ask what you want?



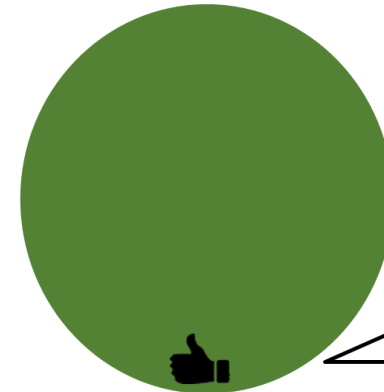
NCI tells us **9** out of every **10** people said **their case manager/service coordinator asks them what they want.**

Can you contact your case manager/service coordinator when you want to?



NCI tells us **8** out of every **10** people said **they can contact their case manager/service coordinator when they want to.**

Are you able to get places when you want to do something outside your home?

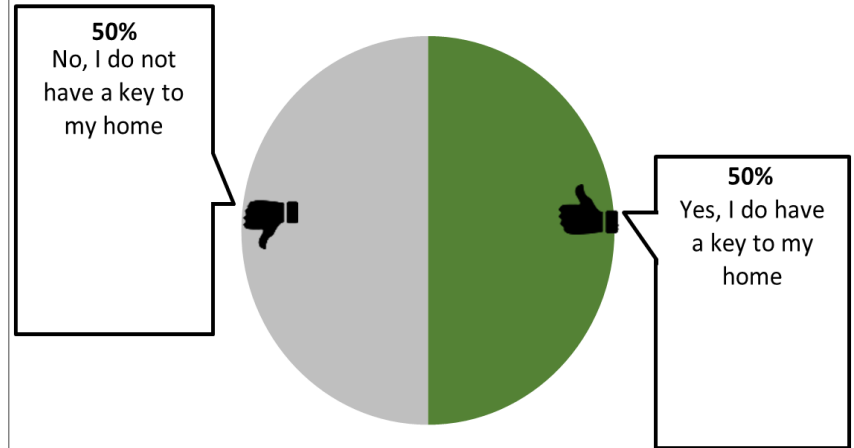


100%
Yes, I am able
to get places
when I want
to do
something
outside my
home



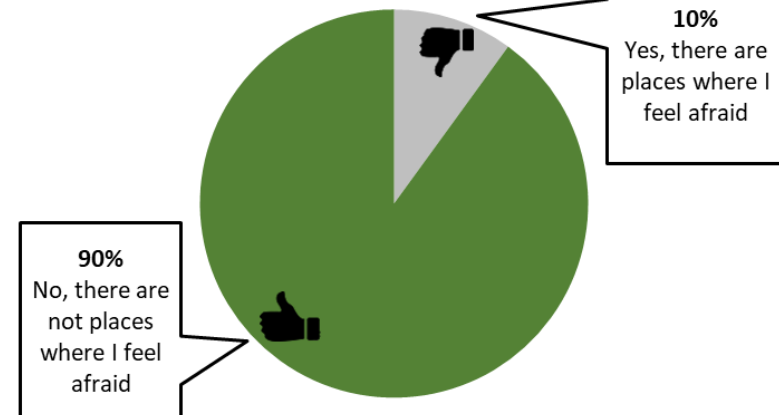
NCI tells us **10** out of every **10** people said they are able to get places when they want to do something outside of their home.

Do you have a key to your home?



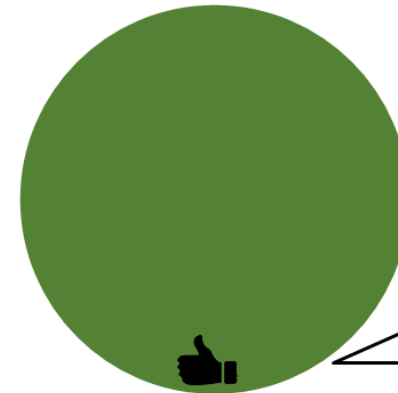
NCI tells us **5** out of every **10** people said **they have a key to their home.**

Are there places where you feel afraid?



NCI tells us **9** out of every **10** people said **there are not places where they feel afraid.**

Do you have someone to go to if you feel afraid?

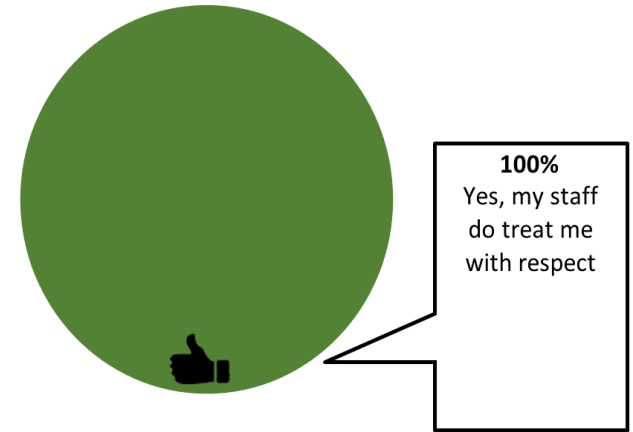


100%
Yes, I have
someone to
go to if I feel
afraid



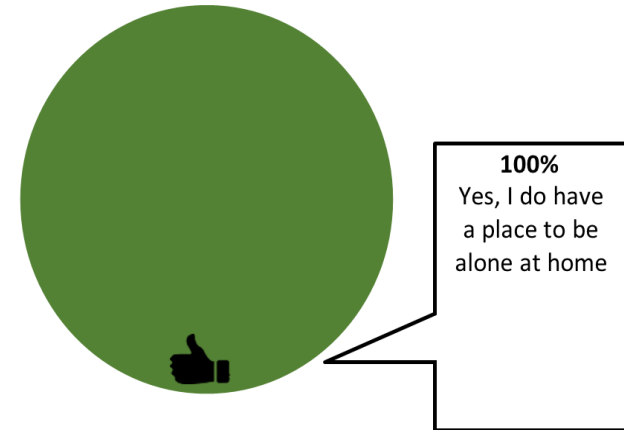

NCI tells us **10** out of every **10** people said **they have someone to go to if they feel afraid.**

Do your staff treat you with respect?



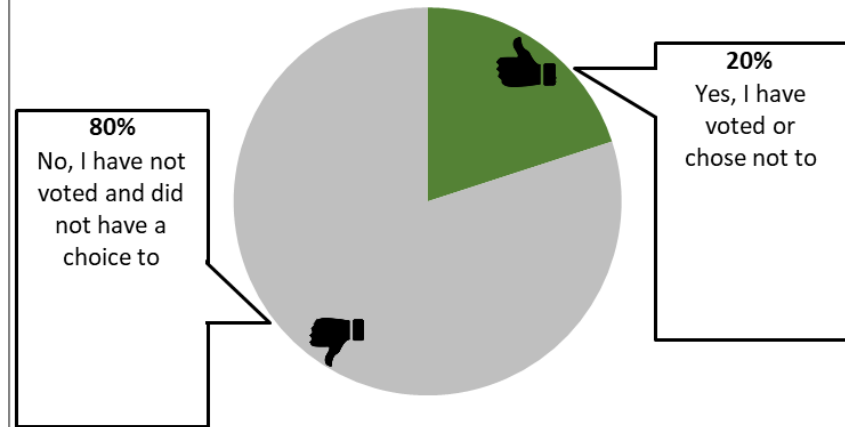
NCI tells us that **10** out of every **10** people said **their staff treat them with respect.**

Do you have a place to be alone at home?



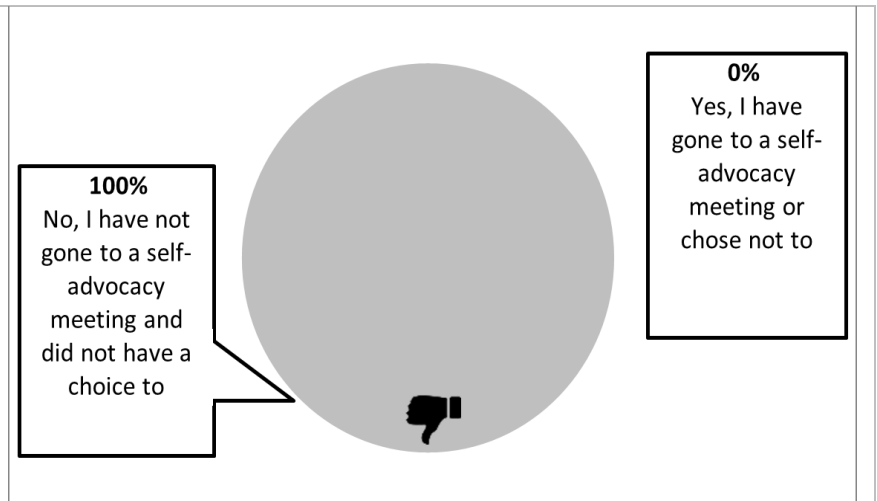
NCI tells us **10** out of every **10** people said they have a place to be alone at home.

Have you ever voted or chose not to?



NCI tells us **2** out of every **10** people said **they have voted or chose not to.**

Have you gone to a self-advocacy meeting or chose not to?



NCI tells us **0** out of every **10** people said they have gone to a self-advocacy meeting or chose not to.

**What We Have Learned from the
National Core Indicators
In-Person Survey**

**NCI Results From People Across Regional Center of Orange County (RCOC) in 2017-18
User-Friendly Version**



<https://www.nationalcoreindicators.org/>

A Collaborative Effort of

NASDDDS

National Association of State Directors of Developmental Disabilities Services

Laura Vegas

lvegas@nasddds.org

113 Oronoco Street
Alexandria, VA 22314
703.683.4202



Human Services
Research Institute

Alixé Bonardi

abonardi@hsri.org

2336 Massachusetts Avenue
Cambridge, MA 02140
617.876.0426