

Employment Workgroup

April 25, 2022



HOUSEKEEPING



Interpretación en español: haga clic en el globo blanco en la parte inferior de la pantalla con la etiqueta "Interpretation." Luego haga clic en "Spanish" y seleccione "Mute original audio."



ASL interpreters have been "Spotlighted" and live closed captioning is active



This meeting is being recorded

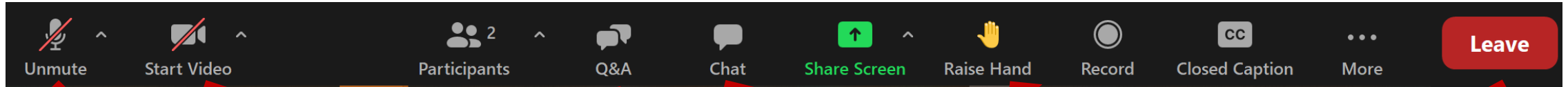


Materials are available at <https://www.dds.ca.gov/initiatives/stakeholder-events/>



Submit written comment via email to workservices@dds.ca.gov

ZOOM TIPS



Unmute mic only when it's your turn to speak



Turn your webcam on/off

All attendees can type questions/comments in the Q&A

Chat is available for Workgroup members only

Workgroup members can raise your hand when you want to speak

Leave the webinar at the end of the meeting



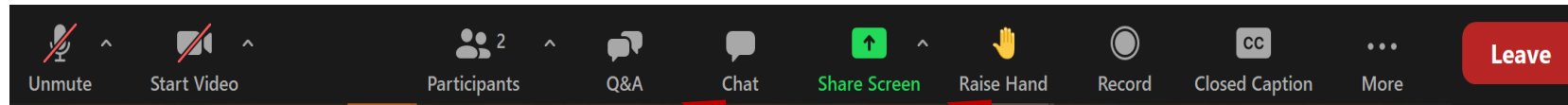
- For attendees, your video and microphone will not be available
- You will only see/hear workgroup members, DDS staff and presenters on screen



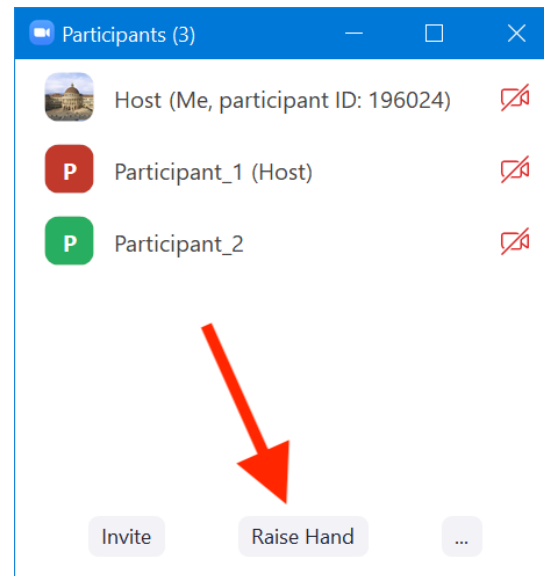
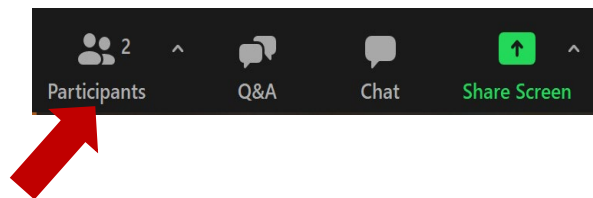
- Features will vary based on the version of Zoom and device you are using
- Some Zoom features are not available for telephone-only participants

PROVIDING COMMENTS – WORKGROUP MEMBERS

Workgroup Members: Please use the “Chat” or “Raise Hand” to comment



You may need to click on “Participants” and a new window will open where you can “Raise Hand”



AGENDA

- I. Welcome & Housekeeping
- II. Data Presentations
 - Base Wage File
 - Consumer Wage Data Analysis
- III. Discussion
- IV. Closing Comments

BASE WAGE FILE



What is the base wage file?

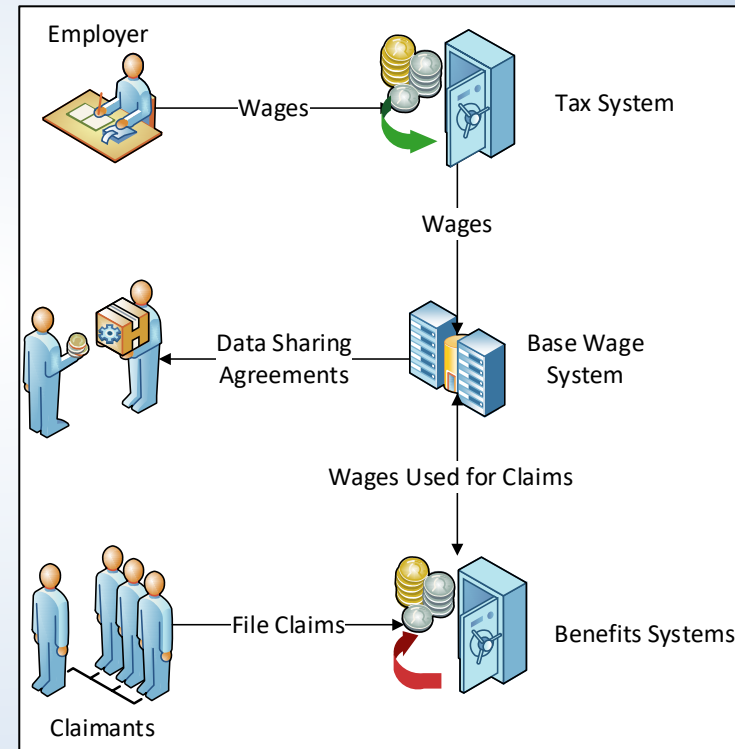
April 25, 2022

Daniel Schneider
Research Data Supervisor
Labor Market Information
Division

Sheila Stock
Research Data Specialist
Labor Market Information
Division

What is the base wage file?

- Let's start with "base wage"
 - Earnings from base period used to establish eligibility and benefits for Unemployment Insurance
- Employers report these earnings quarterly
- Database of person-earnings



Where does the base wage data come from?

Base Wage Database – core data fields

EDD Employment Development Department
State of California

QUARTERLY CONTRIBUTION RETURN AND REPORT OF WAGES (CONTINUATION)

REMINDER: File your DE 9 and DE 9C together.
You must FILE this report even if you had no payroll. If you had no payroll, complete Items C and O.

009C0111

Required fields:

- Quarter Ended
- Employer Account Number
- Employee Social Security Number
- Employee Name
- Total Subject Wages
- Personal Income Tax Wages
- Personal Income Tax Withheld
- Plan Code

Page number of

QUARTER ENDED DUE DELINQUENT IF NOT POSTMARKED OR RECEIVED BY

EMPLOYER ACCOUNT NO.

DO NOT ALTER THIS AREA

P1 C T S W A

EFFECTIVE DATE
Mo. Day Yr. WIC

A. EMPLOYEES full-time and part-time who worked during or received pay subject to UI for the payroll period which includes the 12th of the month.

1st Mo. 2nd Mo. 3rd Mo.

B. Check this box if you are reporting ONLY Voluntary Plan Disability Insurance wages on this page. Report Personal Income Tax (PIT) Wages and PIT Withheld, if appropriate. (See instructions for Item B.) C. NO PAYROLL

D. SOCIAL SECURITY NUMBER E. EMPLOYEE NAME (FIRST NAME) (M.I.) (LAST NAME)

F. TOTAL SUBJECT WAGES G. PIT WAGES H. PIT WITHHELD

D. SOCIAL SECURITY NUMBER E. EMPLOYEE NAME (FIRST NAME) (M.I.) (LAST NAME)

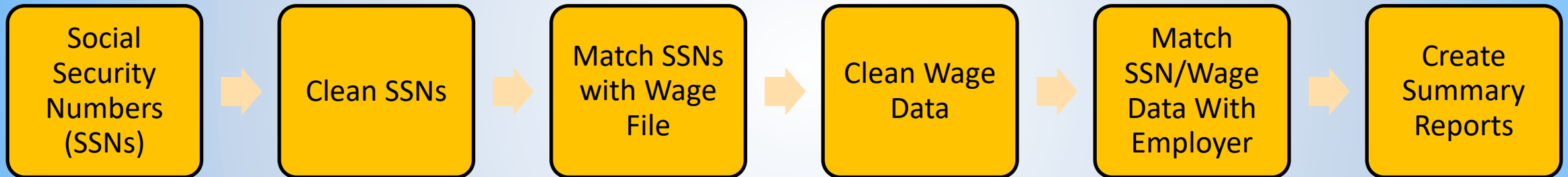
F. TOTAL SUBJECT WAGES G. PIT WAGES H. PIT WITHHELD

*Employer account number is firm level

What or who is in the base wage file?

- UI Covered employees' wages
- Major Exclusions
 - Sole proprietors and unincorporated self-employed
 - Some agricultural and domestic employees
 - Workers with no wages during entire quarter

How does matching work?



Final Product

- De-identified data or report with
 - Customer supplied variable data
 - Linked to
 - Base wage file data
 - Linked to
 - Employer firm data
- For example:

ID	Completer	Gender	Race	In Uni.	Wages	NAICS	Size
35	Y	F	W	Y	\$4979	213111	6

How do we know industry?

- Employers report industry activity, when registering with UI
- LMID Employer Classification Unit classifies employers based on response and supplemental information if needed
- Employers are assigned a NAICS code corresponding to classification
- Employers verify, update or change on a 3 year basis

Q. E-MAIL <input type="checkbox"/> Check to allow e-mail contact.	Valid E-mail Address		
R. INDUSTRY ACTIVITY	Describe in detail your specific product/services: Select your business industry <input type="checkbox"/> Services <input type="checkbox"/> Retail <input type="checkbox"/> Wholesale <input type="checkbox"/> Manufacturing <input type="checkbox"/> Temporary Services <input type="checkbox"/> Leasing Employer <input type="checkbox"/> Professional Employer Organization <input type="checkbox"/> Other (Specify) _____		
S. CONTACT PERSON (Complete a Power of Attorney [POA] Declaration [DE 48], if applicable.)	Name	Contact Phone Number	E-mail Address
	Relation	Address	
T. DECLARATION	I certify under penalty of perjury that the above information is true, correct, and complete, and that these actions are not being taken to receive a more favorable Unemployment Insurance rate. I further certify that I have the authority to sign on behalf of the above business. Signature _____ Date _____ Name _____ Title _____ Phone Number _____		

MAIL TO: EDD, Account Services Group, MIC 28, PO Box 826880, Sacramento, CA 94280-0001

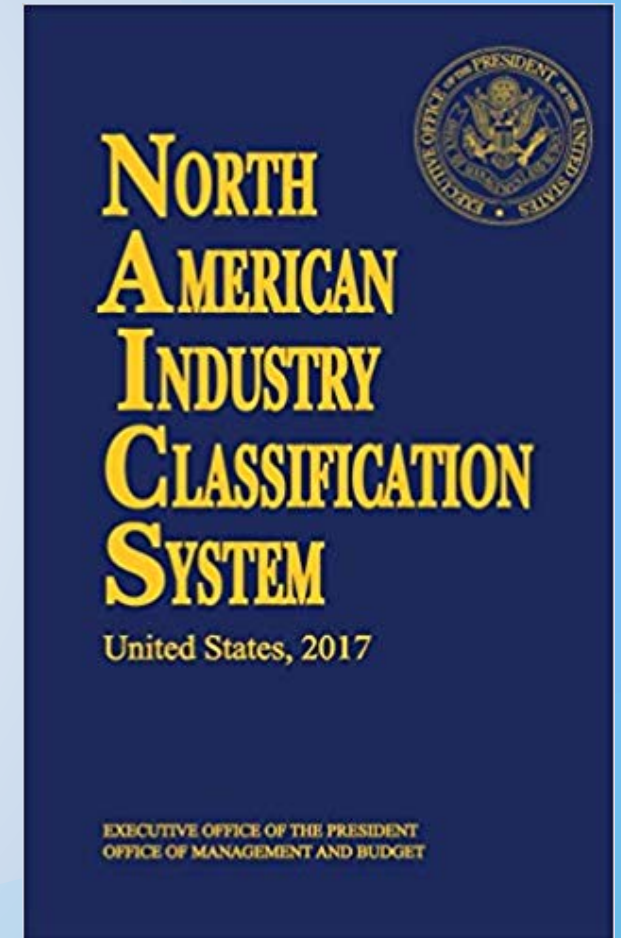
DE 1 Rev. 79 (3-16) (INTRANET)

Page 2 of 2

PRINT

What is NAICS?

- Industry classification provides a consistent identifying structure.
- The system provides basic terms to study the structure of an area's business composition.
- Identifying the industry structure defines the unique features of an area's economy.



Sample NAICS Hierarchy

23 Construction*

236 Construction of Buildings*

2361 Residential Building Construction*

23611 Residential Building Construction

236115 New Single-Family Housing Construction

236116 New Multifamily Housing Construction

236117 New Housing For-Sale Builders

236118 Residential Remodelers

*Indicates a level at which Canada, Mexico, and the United States have formally agreed to maintain comparability.

What can LMID provide?

EDD Employment Development Department
State of California

LaborMarketInfo
labormarketinfo.edd.ca.gov

The Labor Market Information Division is California's prime source of workforce and economic information. Our mission is to help our customers better understand California's economies and enable informed decisions by publishing accurate labor market data and information.

Products and Resources

Geographic Information System: Maps and reports displaying labor market data, patterns, and trends.

Ad Hoc Reports: Customized reports utilizing various EDD administrative data sources.

Business Employment and Wages: Comprehensive tabulations of employment and wage information for workers covered by California Unemployment Insurance laws.

Occupational Employment and Wages: Employment and wage estimates for over 800 occupations.

Employment Projections: Estimates of change in industry and occupational employment resulting from industry growth, exits, and transfers.

Occupational Guides: Detailed information on wages, job outlook, education, and licensing requirements for approximately 300 occupations.

Monthly Data Release: Revised and preliminary civilian labor force, unemployment rates, and industry employment data for California, metropolitan areas, counties, and sub-county areas.

For a list of local Labor Market Consultants by county, please visit [Labor Market Information Division \(labormarketinfo.edd.ca.gov\)](http://LaborMarketInformationDivision(labormarketinfo.edd.ca.gov)).

Services

Online Tools

- Data Search Tools
- Data Library
- Interactive Dashboards

Questions?

Daniel Schneider

Research Data Supervisor

daniel.schneider@edd.ca.gov

916-937-5357

Sheila Stock

Research Data Specialist

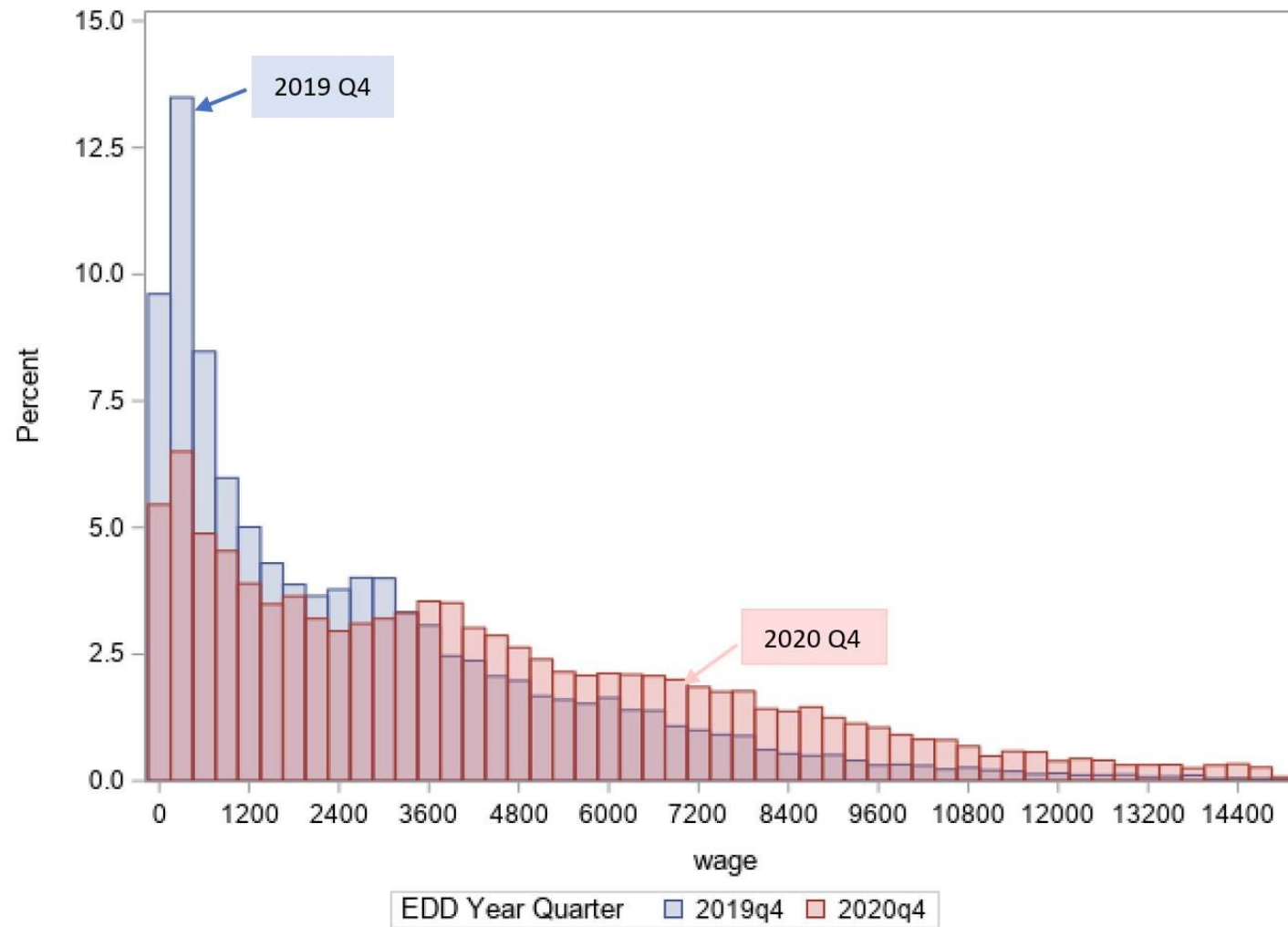
sheila.stock@edd.ca.gov

916-651-5914

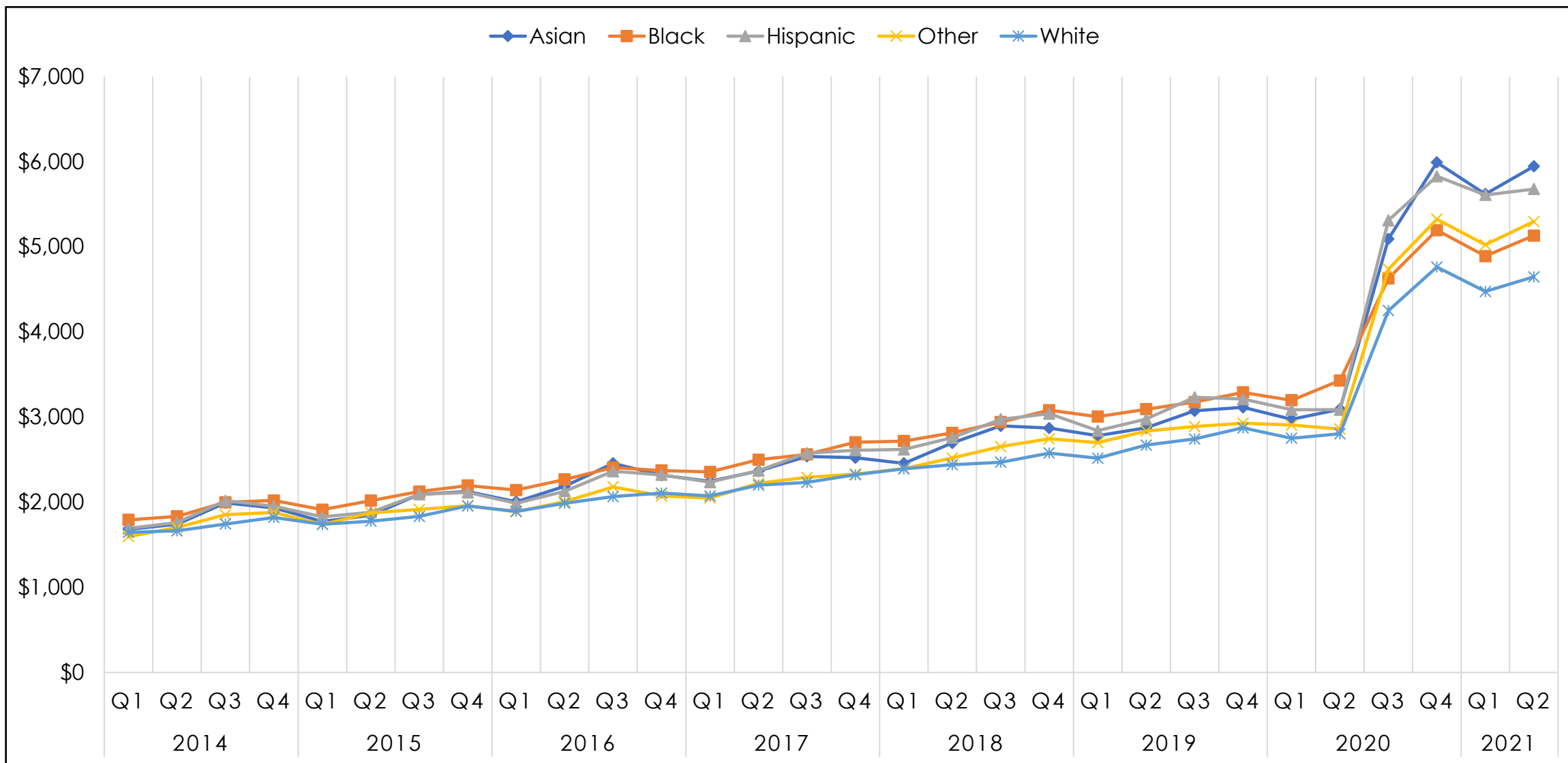
CONSUMER WAGE DATA ANALYSIS



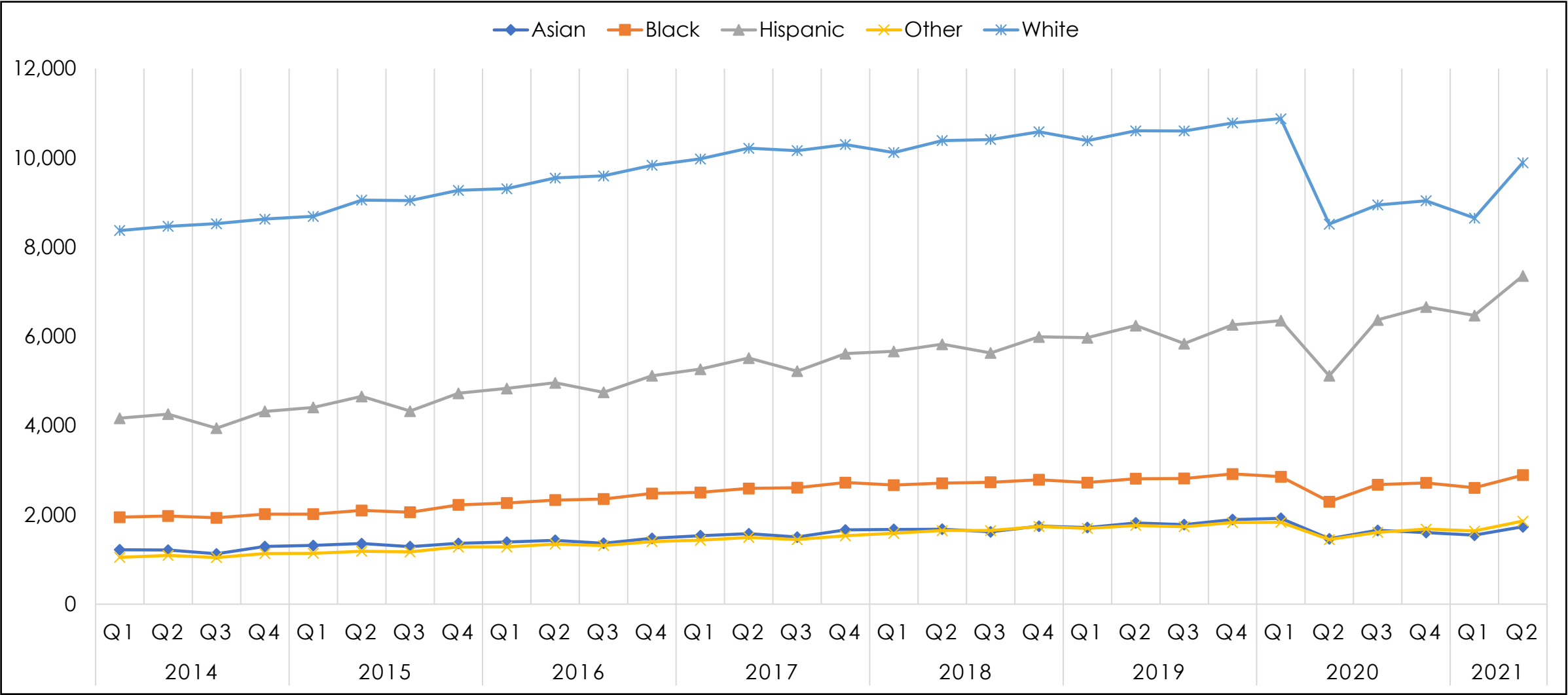
DISTRIBUTION OF CONSUMERS BY QUARTER WAGES 2019 Q4 & 2020 Q4



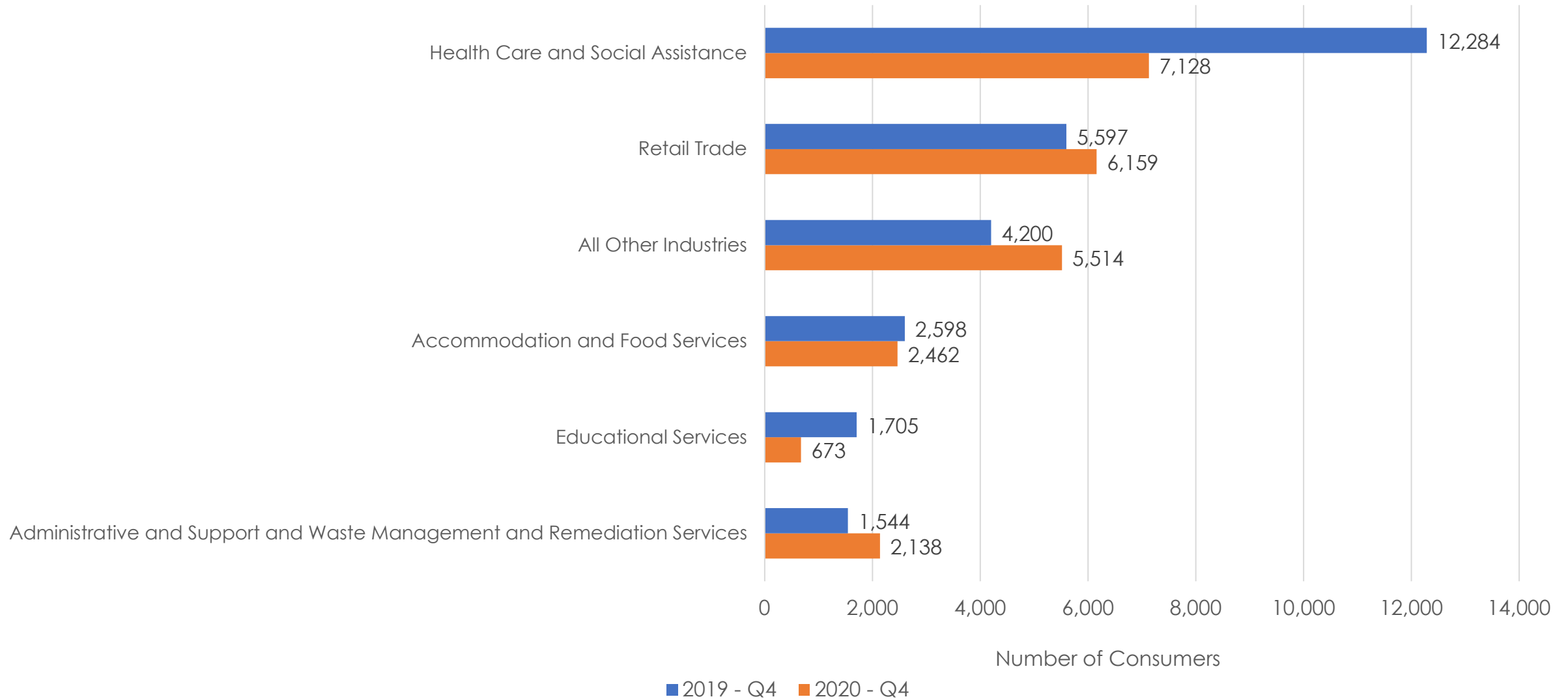
AVERAGE QUARTERLY WAGE OF REGIONAL CENTER (RC) CONSUMERS, BY QUARTER & ETHNICITY



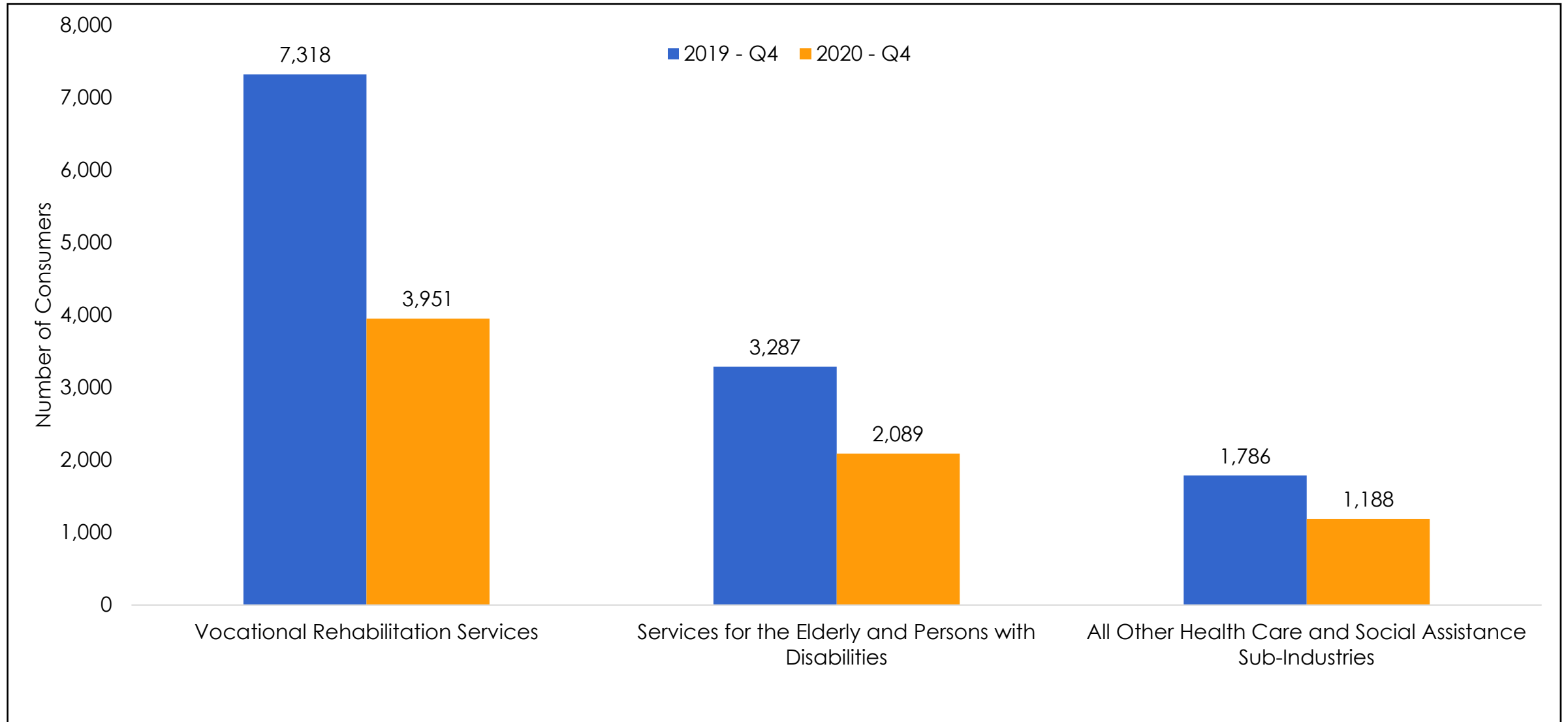
NUMBER OF CONSUMERS WITH WAGES, BY QUARTER & ETHNICITY



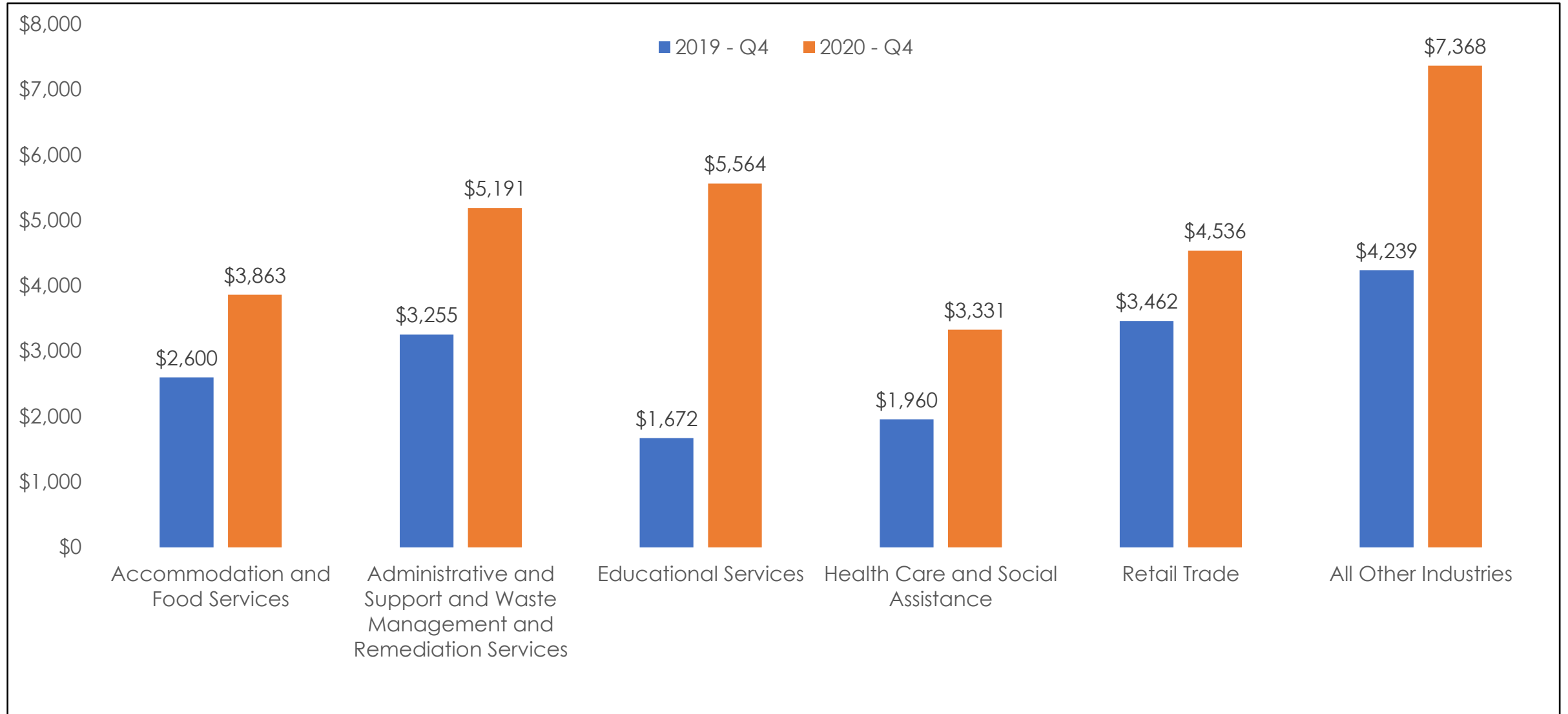
NUMBER OF CONSUMERS WITH WAGES, 2019 Q4 AND 2020 Q4



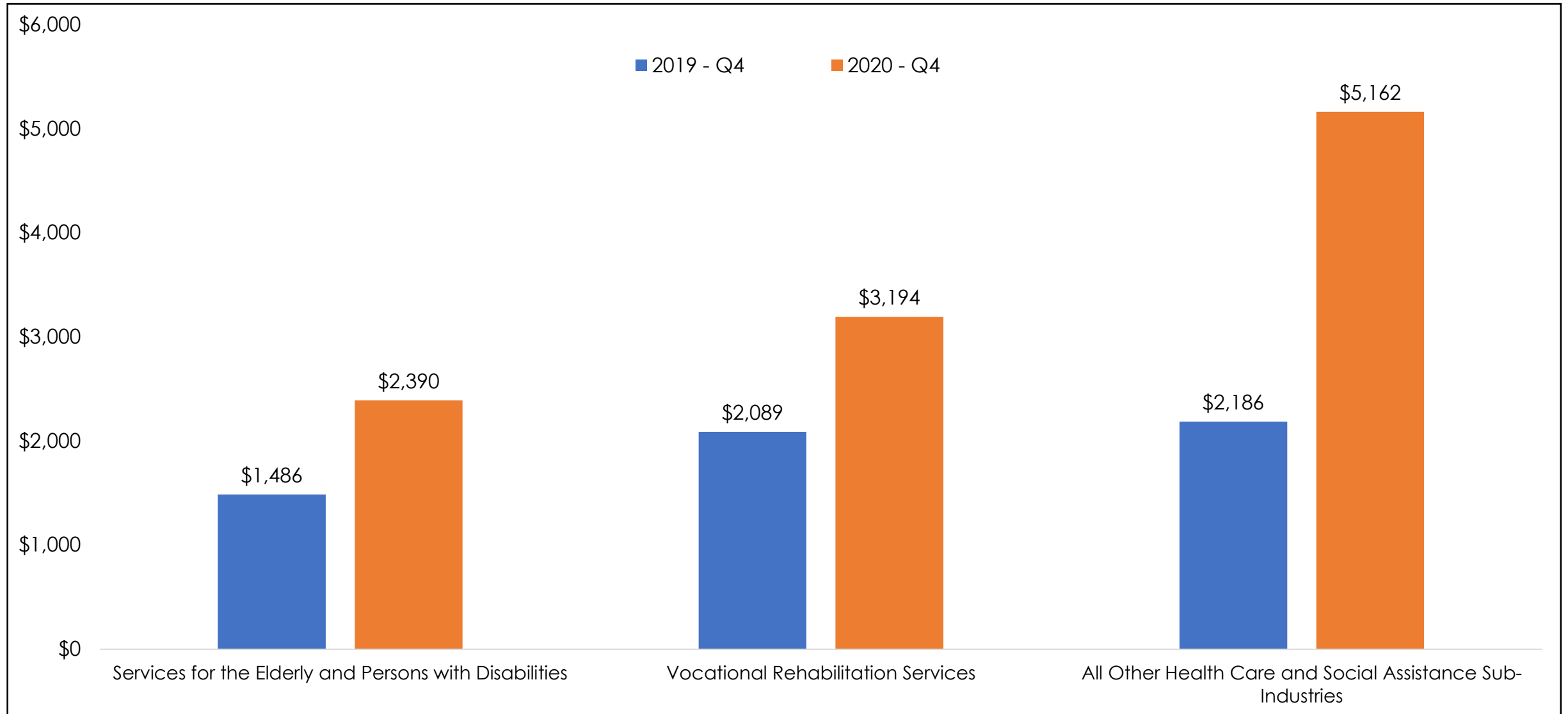
NUMBER OF CONSUMERS WITH WAGES IN TOP TWO HEALTH CARE & SOCIAL ASSISTANCE SUBINDUSTRIES, 2019 Q4 & 2020 Q4



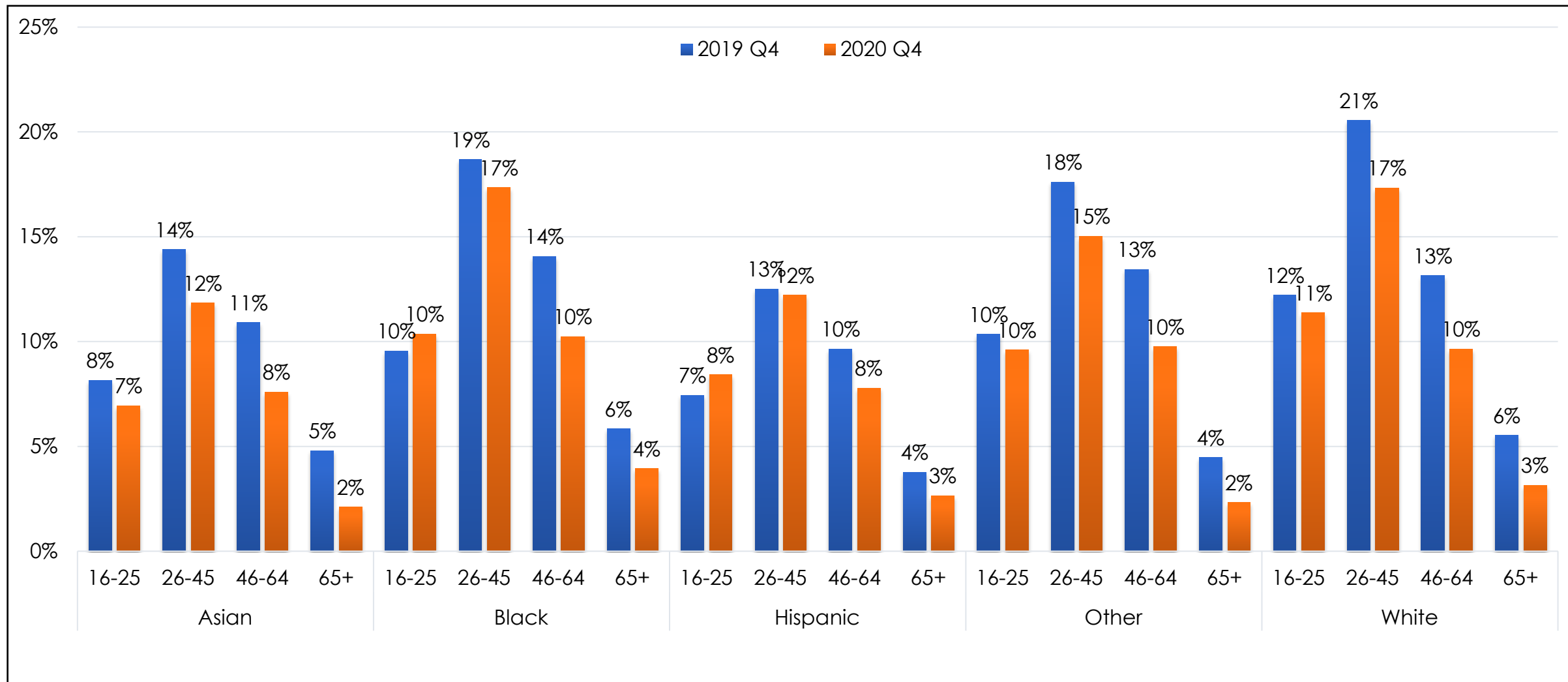
AVERAGE QUARTERLY WAGE OF REGIONAL CENTER CONSUMERS, BY MAJOR INDUSTRIES, 2019 Q4 AND 2020 Q4



AVERAGE QUARTERLY WAGE OF RC CONSUMERS, TOP TWO HEALTH CARE & SOCIAL ASSISTANCE SUBINDUSTRIES, 2019 Q4 & 2020 Q4



SHARE OF CONSUMERS WITH WAGES BY ETHNICITY & AGE GROUP 2019 Q4 & 2020 Q4



Data is for active consumers from the June 2019 and June 2020 Client Master File (CMF; status codes 1, 2, 3 and 8). Age was calculated as of 12/31/19 for 2019 Q4 and 12/31/20 for 2020 Q4, consistent with the EDD wage datasets.

DISCUSSION



FUTURE MEETING DATES

Tentative

- Monday, June 27 from 1-2:30pm



CLOSING COMMENTS

Email input and/or questions to
WorkServices@dds.ca.gov

