

**Table of Contents**  
**Safety Net Workgroup Meeting**  
**August 3, 2022**

<b>1) SafetyNet Project Status Report Table</b>	<b>1</b>
<b>2) Safety Net Development Map</b>	<b>9</b>
<b>3) Community Placement Plan (CPP) Crisis Services Report</b>	<b>10</b>
<b>4) Completed Development Types by Regional Center</b>	<b>11</b>
<b>5) Project Development Overviews: ARFPSHNs and Group Homes for Children with Special Healthcare Needs</b>	<b>12</b>
<b>6) Project Development Overview: Community Crisis Homes (CCH)</b>	<b>13</b>
<b>7) Project Development Overview: Homes Utilizing Delayed Egress with Secured Perimeter (DE/SP)</b>	<b>14</b>
<b>8) Project Development Overview: Enhanced Behavioral Supports Homes (EBSH)</b>	<b>15</b>
<b>9) Institutions for Mental Disease (IMDs) Data</b>	<b>18</b>

**August 3, 2022**  
**Safety Net Project Status**

Type of Service:	Location	Capacity	Status/Comments
<b>Acute Crisis Services – North STAR</b>  1) One- five bed state-operated CCH for adults.  <i>Actual service date: April 2019</i>  2) One five-bed state-operated CCH for adolescents.  <i>Actual service date: November 2021</i>  3) One four-bed state-operated CCH for children.  <i>Projected service date: Spring 2023</i>	Northern California in Vacaville	Total = 14	<b>General:</b> <ul style="list-style-type: none"> <li>RCEB is the lead RC.</li> <li>Brilliant Corners is the HDO.</li> </ul> <b>Details:</b> <ol style="list-style-type: none"> <li>North STAR 1 providing services as of April 2019.</li> <li>North STAR 2 providing services as of November 2021.</li> <li>North STAR 3 was lost in the August 2020 fires. Construction began March 28, 2022. Projected completion service date of March 2023.</li> </ol>
<b>Acute Crisis Services – South STAR</b>	Southern California in Costa Mesa (Mark Lane)	Total = 10	<ul style="list-style-type: none"> <li>South STAR 1 (Mark Lane 1) will serve adolescents.</li> <li>South STAR 2 (Mark Lane 2) will serve adults.</li> </ul>

			Status/Comments
<p><b>Acute Crisis Services – Central STAR</b></p> <p>1) One five-bed state-operated CCH for adolescents.</p> <p><i>Projected Service Date: Summer 2022</i></p> <p>2) One five-bed state-operated CCH. Age category to be determined based on need and referral activity.</p> <p><i>Projected Service Date: Fall 2022</i></p>	Central California	Total = 10	<p><b>General:</b></p> <ul style="list-style-type: none"> <li>• CVRC is facilitating development</li> <li>• Brilliant Corners selected as the HDO.</li> <li>• Both homes located in Springville, CA.</li> </ul> <p><b>Details:</b></p> <ul style="list-style-type: none"> <li>• Central STAR 1- Fire clearance received; pre-licensing scheduled for mid-August.</li> <li>• Central STAR 2- Construction began June 20, 2022.</li> <li>• Temporary Central STAR – The home located at PDC is for adolescents. Services began December 2019 and is currently providing services to individuals.</li> </ul>
-	Northern and Southern California		<p><b>General:</b></p> <ul style="list-style-type: none"> <li>• North CAST is serving ACRC, NBRC, RCEB, SARC.</li> <li>• South CAST is serving IRC, RCOC, SDRC, and SGPRC.</li> <li>• Central CAST is serving CVRC, KRC and TCRC.</li> </ul> <p><b>Details:</b></p> <p>182 referrals as of 7/14/22 have received an assessment, have received services, or are currently receiving services.</p>
-	Central California		

<b>Type of Service:</b> <i>Services will be developed through person centered planning, with a focus on cultural competence, positive behavior supports and trauma-informed care</i>	<b>Location</b>	<b>Capacity</b>	<b>Status/Comments</b>
<b>CCHs for Children/Adolescents</b>  Five four-bed vendor-operated CCHs.  <i>ACRC Service date: October 2021</i>  <i>VMRC Service Date: July 2022</i>  <i>WRC Service Date: March 2022</i>  <i>SDRC Projected Services Date: Summer 2022</i>  <i>RCEB Projected Service Date: Summer 2022</i>	Northern California in RCEB, ACRC and VMRC areas and in Southern California in SDRC and WRC area	Total = 20	<b>General:</b> <ul style="list-style-type: none"> <li>The Budget Act 2019 provided authority to develop CCHs for children/adolescents. Funding was approved for the development of three regional statewide CCHs for children with co-occurring mental health needs. Two additional CCHs were approved through CPP/CRDP fund proposals.</li> </ul> <b>Details:</b> <ul style="list-style-type: none"> <li>SDRC and RCEB are in the process of final program design reviews with DDS and pre-licensing.</li> </ul>
<b>Community Development for Children/Adolescents who are Dually Served</b>  Two four-bed vendor-operated CCHs.  <i>Projected Service Date:</i> <i>RCEB Summer 2022 SDRC Winter 2023</i>  Two four-bed vendor-operated EBSHs.  <i>Projected Service Date: Summer 2022</i>	RCEB and SDRC	Total = 16	<b>General:</b> <ul style="list-style-type: none"> <li>RCEB and SDRC received approval and CRDP Funding, to individually develop comprehensive residential services for children with complex needs who have multi-agency involvement. Each RC will develop one CCH and one EBSH for children who are dually served.</li> </ul> <b>Details:</b> <ul style="list-style-type: none"> <li>RCEB CCH program design in review with DDS. SDRC CCH has secured property and provider. SDRC and RCEB EBSHs are in process of final program design review with DDS and pre-licensing.</li> </ul>

<b>Type of Service:</b> <i>Services will be developed through person centered planning, with a focus on cultural competence, positive behavior supports and trauma-informed care</i>	<b>Location</b>	<b>Capacity</b>	<b>Status/Comments</b>
<p><b>PDC STP – Step Down Homes</b> support individuals transitioning to the community from PDC STP who need intensive supports and services prior to transitioning to their “forever” home.</p> <p>1) One four-bed vendor-operated CCH with delayed egress for adults.</p> <p><i>Actual service date: March 2022</i></p> <p>2) One four-bed vendor-operated CCH with delayed egress for adults.</p> <p><i>Actual Service Date: July 2022</i></p> <p>3) One four-bed vendor-operated CCH with delayed egress for adults.</p> <p><i>Actual Service Date: July 2022</i></p>	<p>Central California in CVRC area</p>	<p>Total = 12</p>	<p><b>General:</b></p> <ul style="list-style-type: none"> <li>• CVRC is facilitating development.</li> <li>• Brilliant Corners is the HDO.</li> <li>• MARS Group is the provider for all three homes.</li> </ul> <p><b>Details:</b></p> <ul style="list-style-type: none"> <li>• First home began providing services end of March 2022.</li> <li>• Second and third home vendored and licensed 7/12/22.</li> <li>• Referrals being reviewed for all three homes.</li> </ul>

<b>Type of Service:</b> <i>Services will be developed through person centered planning, with a focus on cultural competence, positive behavior supports and trauma-informed care</i>	<b>Location</b>	<b>Capacity</b>	<b>Status/Comments</b>
<p><b>PDC STP – Intensive Individualized Transition Support Services (IITS)</b> support individuals before, during and after transition from the STP to a community home that has been identified by and for the individual.</p> <p>Services will provide pre-transition risk assessment, assistance with in-depth person-centered planning, environmental assessments of the community home, and consultation and/or direct services before, during and after transition to residential providers for intensive forensic, behavioral, and psychiatric support.</p> <p><i>Service Start Date YAI: January 2022</i></p>	<p>Statewide</p>	<p>Total =35</p>	<p><b>General:</b></p> <ul style="list-style-type: none"> <li>Liberty Healthcare started providing services in November 2018. The Liberty Healthcare contract with DDS ended November 30, 2021.</li> <li>CVRC awarded RFP to YAI to continue services.</li> </ul> <p><b>Details:</b></p> <ul style="list-style-type: none"> <li>YAI contract competed as of January 2022 with CVRC, program is fully staffed and ready to provide services. Referrals are in process.</li> </ul>

<b>Type of Service:</b> <i>Services will be developed through person centered planning, with a focus on cultural competence, positive behavior supports and trauma-informed care</i>	<b>Location</b>	<b>Capacity</b>	<b>Status/Comments</b>
<p><b>IMD Step-Down Homes</b> support individuals transitioning to the community from IMDs who need more intensive supports and services prior to transitioning to their permanent home.</p> <p>1) One four-bed vendor-operated CCH, with delayed egress, in ACRC area.</p> <p><i>Service Start Date: May 2019</i></p> <p>2) One four-bed vendor-operated CCH in ACRC area.</p> <p><i>Projected Service Date: Summer 2022</i></p> <p>3) One four-bed vendor-operated CCH, with delayed egress, in SG/PRC area.</p> <p><i>Service Start Date: July 2020</i></p> <p>4) One four-bed vendor-operated CCH, with delayed egress, in SG/PRC area.</p> <p><i>Service Start Date: July 2020</i></p>	<p>Northern California in ACRC and FNRC areas</p> <p>Southern California in SGPRC area</p>	<p>Total = 16</p>	<p><b>General:</b></p> <ul style="list-style-type: none"> <li>• Brilliant Corners is the housing developer.</li> </ul> <p><b>Details:</b></p> <ol style="list-style-type: none"> <li>1) First home (ACRC) – Telecare is providing services to individuals.</li> <li>2) Second home (ACRC) – Home will now be in ACRC catchment area. Telecare has been selected as the provider.</li> <li>3) Third home (SG/PRC) – Provider is People’s Care and is now serving individuals.</li> <li>4) Fourth home (SG/PRC) – Provider is People’s Care and is now serving individuals.</li> </ol>

<b>Type of Service:</b> <i>Services will be developed through person centered planning, with a focus on cultural competence, positive behavior supports and trauma-informed care</i>	<b>Location</b>	<b>Capacity</b>	<b>Status/Comments</b>
<p><b>IMD Intensive Individualized Transition Services</b> support individuals before, during and after transition from an IMD to a community home that has been identified by and for the individual or to provide services to those at risk of being placed in an IMD.</p> <p>Services to include: pre-transition risk assessment, assistance with in-depth person-centered planning, environmental assessments of the community home, and consultation before, during and after the transition to residential providers for intensive behavioral and psychiatric supports.</p> <p><i>Service Start Date: October 2018</i></p>	<p>Statewide with Regional offices in Northern California in ACRC area and Southern California in SG/PRC area</p>	<p>Total = up to 25</p>	<p><b>General:</b></p> <ul style="list-style-type: none"> <li>• Merakey was selected as the statewide service provider.</li> </ul> <p><b>Details:</b></p> <p>1) Northern and Southern CA Merakey has 20 active cases.</p>

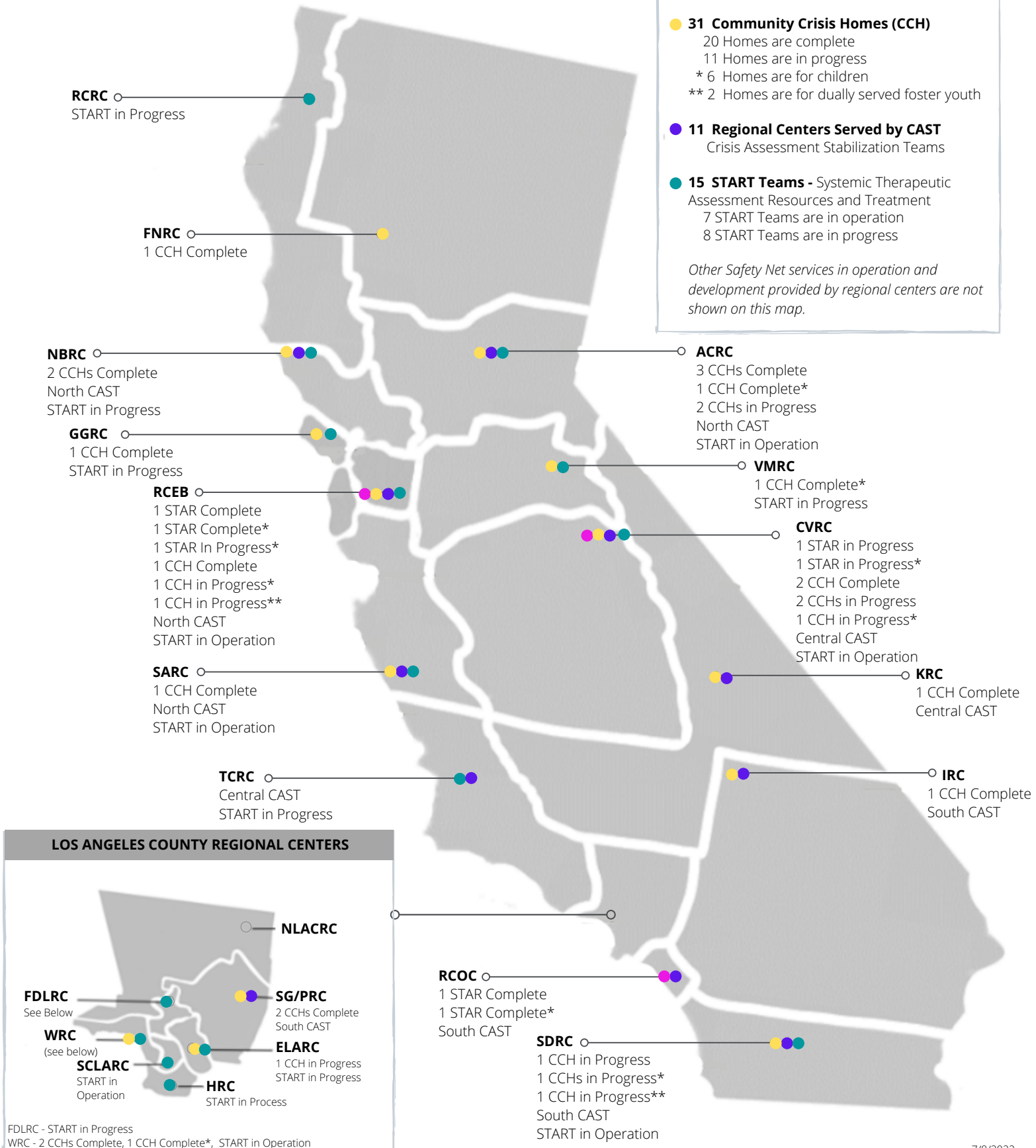


	Location	Status/Comments
<b>START Model</b> provides crisis prevention and response	Statewide in 15 RCs	<b>Details:</b> <ul style="list-style-type: none"> <li>• 848 total individuals served with 465 actively receiving services.</li> <li>• ACRC START Team - Provider is Turning Point. They began providing services in January 2021.</li> <li>• SARC START Team - Provider is YAI. They began providing services in October 2019.</li> <li>• RCEB START Team - Provider is YAI. They began providing services in December 2020.</li> <li>• SDRC START Team - Provider is Exodus. They began providing services in November 2019.</li> <li>• WRC START Team - Provider is Exodus. They began providing services in November 2020.</li> <li>• SCLARC START Team - Provider is Stephanie Young Consultants and began providing services in January 2022.</li> <li>• CVRC START Team- Provider is YAI. They began providing services in June 2022.</li> </ul>

# SAFETY NET DEVELOPMENT

## Development Summary

- **7 STAR Homes Acute Crisis Services**
    - 4 Homes are complete
    - 3 Homes are in progress
    - \* 4 Homes are for children
  - **31 Community Crisis Homes (CCH)**
    - 20 Homes are complete
    - 11 Homes are in progress
    - \* 6 Homes are for children
    - \*\* 2 Homes are for dually served foster youth
  - **11 Regional Centers Served by CAST**
    - Crisis Assessment Stabilization Teams
  - **15 START Teams - Systemic Therapeutic Assessment Resources and Treatment**
    - 7 START Teams are in operation
    - 8 START Teams are in progress
- Other Safety Net services in operation and development provided by regional centers are not shown on this map.*



**COMMUNITY PLACEMENT PLAN  
CRISIS SERVICES  
APPROVED FY 2014-15 THROUGH FY 2021-22**

<b>RC</b>	<b>Community Crisis Home</b>	<b>Crisis Residential*</b>	<b>Crisis Team**</b>	<b>Total</b>
ACRC	6	2	4	12
CVRC	7	0	4	11
ELARC	1	0	4	5
FDLRC	0	4	2	6
FNRC	1	0	4	5
GGRC	1	0	4	5
HRC	0	0	4	4
IRC	1	0	2	3
KRC	1	0	0	1
NBRC	2	2	3	7
NLACRC	0	0	1	1
RCEB	6	0	1	7
RCOC	2	0	0	2
RCRC	0	0	4	4
SARC	1	0	1	2
SCLARC	0	2	2	4
SDRC	3	0	8	11
SGPRC	2	0	1	3
TCRC	0	1	2	3
VMRC	1	4	5	10
WRC	3	0	2	5
<b>Total</b>	<b>38</b>	<b>15</b>	<b>58</b>	<b>111</b>

\*Crisis Residential includes projects from the Development Types: Crisis Residential Services and Crisis Step Down Services

\*\*Crisis Team includes projects from Development Types: Crisis Support Services and Transition Crisis Team

**COMPLETED DEVELOPMENT TYPES BY REGIONAL CENTERS**  
**JULY 1, 2005 - JUNE 30, 2022**

REGIONAL CENTER	ARFPSHN BED CAPACITY	ARFPSHN HOMES	CCH BED CAPACITY	CCH HOMES	EBSH BED CAPACITY	EBSH HOMES	EBSH/DESP BED CAPACITY	EBSH/DESP HOMES	OTHER DESP BED CAPACITY	OTHER DESP HOMES	BED CAPACITY GRAND TOTAL	HOMES GRAND TOTAL
ACRC	30	6	16	4	16	4	0	0	0	0	62	14
CVRC	9	2	8	2	4	1	4	1	8	2	33	8
ELARC	18	4	0	0	3	1	0	0	0	0	21	5
FNRC	5	1	4	1	0	0	0	0	0	0	9	2
GGRC	37	9	4	1	7	2	0	0	0	0	48	12
IRC	5	1	4	1	24	6	8	2	0	0	41	10
KRC	10	2	4	1	7	2	4	1	0	0	25	6
NBRC	48	10	8	2	43	11	0	0	0	0	99	23
NLACRC	10	2	0	0	10	3	0	0	0	0	20	5
RCEB	76	17	14	3	16	4	0	0	0	0	106	24
RCOC	44	9	10	2	2	1	0	0	0	0	56	12
SARC	65	13	4	1	24	6	0	0	0	0	93	20
SCLARC	10	2	0	0	4	1	0	0	0	0	14	3
SDRC	15	3	0	0	20	5	4	1	0	0	39	9
SGPRC	20	4	8	2	20	6	0	0	11	3	59	15
TCRC	10	2	0	0	7	2	0	0	0	0	17	4
VMRC	0	0	0	0	8	2	0	0	0	0	8	2
WRC	25	5	12	3	19	6	0	0	0	0	56	14
<b>Grand Total</b>	<b>437</b>	<b>92</b>	<b>96</b>	<b>23</b>	<b>234</b>	<b>63</b>	<b>20</b>	<b>5</b>	<b>19</b>	<b>5</b>	<b>806</b>	<b>188</b>

CCH Bed Capacity and Homes include State Operated homes.

## ADULT RESIDENTIAL FACILITY FOR PERSONS with SPECIAL HEALTH CARE NEEDS

### PROJECT DEVELOPMENT OVERVIEW

AS OF 6/30/2022

#### IN PROGRESS ADULT RESIDENTIAL FACILITY FOR PERSONS with SPECIAL HEALTHCARE NEEDS

REGIONAL CENTER	TOTAL CAPACITY	LOCATION OF HOME	SERVICE PROVIDER	PROJECTED SERVICE DATE
CVRC	5	Still in Property Search	no Service Provider identified	8/1/23
CVRC	5	Still in Property Search	no Service Provider identified	8/1/23
WRC	5	Still in Property Search	no Service Provider identified	8/1/23
<b>TOTAL IN PROGRESS HOMES</b>	<b>3</b>			
<b>TOTAL IN PROGRESS CAPACITY</b>	<b>15</b>			

## GROUP HOME FOR CHILDREN with SPECIAL HEALTH CARE NEEDS

### PROJECT DEVELOPMENT OVERVIEW

AS OF 6/30/2022

#### IN PROGRESS GROUP HOME FOR CHILDREN WITH SPECIAL HEALTH CARE NEEDS

REGIONAL CENTER	TOTAL CAPACITY	LOCATION OF HOME	SERVICE PROVIDER	PROJECTED SERVICE DATE
ACRC	5	Still in Property Search	Five Star Professional Group	8/1/23
CVRC	5	Still in Property Search	no Service Provider identified	8/1/23
CVRC	5	Still in Property Search	no Service Provider identified	8/1/23
<b>TOTAL IN PROGRESS HOMES</b>	<b>3</b>			
<b>TOTAL IN PROGRESS CAPACITY</b>	<b>15</b>			

## COMMUNITY CRISIS HOMES PROJECT DEVELOPMENT OVERVIEW

AS OF 6/30/2022

IN PROGRESS COMMUNITY CRISIS HOMES						
REGIONAL CENTER	TOTAL CAPACITY	LOCATION OF HOME	SERVICE PROVIDER	PROJECTED SERVICE DATE	AGE CATEGORY	DELAYED EGRESS WITH SECURED PERIMETER
ACRC*	4	Elverta	TeleCare	9/1/22	ADULT	NO
ACRC	4	Still in Property Search	Telecare	8/1/23	ADULT	NO
CVRC**	4	Tulare	MARS Group	7/11/22	ADULT	NO
CVRC**	4	Tulare	MARS Group	7/11/22	ADULT	NO
CVRC	4	Still in Property Search	no Service Provider identified	8/1/23	CHILDREN	YES
ELARC	4	Lancaster	People's Care	11/1/22	ADULT	NO
RCEB***	4	Byron	Young Adult Institute (YAI)	8/30/22	CHILDREN	NO
RCEB	4	Brentwood	Young Adult Institute (YAI)	8/1/22	CHILDREN	NO
SDRC	4	Escondido	Community Research Foundation	11/1/22	ADULT	YES
SDRC**	4	Jamul	Young Adult Institute (YAI)	3/1/23	CHILDREN	NO
SDRC	4	Jamul	Fred Finch	11/1/22	CHILDREN	NO
VMRC	4	Lodi	Young Adult Institute (YAI)	7/8/22	CHILDREN	NO
<b>TOTAL IN PROGRESS HOMES</b>	<b>12</b>					
<b>TOTAL IN PROGRESS CAPACITY</b>	<b>48</b>					

STATE OPERATED IN PROGRESS COMMUNITY CRISIS HOMES						
REGIONAL CENTER	TOTAL CAPACITY	LOCATION OF HOME	SERVICE PROVIDER	PROJECTED SERVICE DATE	AGE CATEGORY	DELAYED EGRESS WITH SECURED PERIMETER
CVRC	5	Springville	State Operated	8/30/22	CHILDREN	NO
CVRC	5	Porterville	State Operated	11/1/22	ADULT	NO
RCEB	4	Vacaville	State Operated	3/1/23	CHILDREN	NO
<b>TOTAL IN PROGRESS HOMES</b>	<b>3</b>					
<b>TOTAL IN PROGRESS CAPACITY</b>	<b>14</b>					

\* IMD Step-Down Home

\*\* PDC Step-Down Home

\*\*\*Dual Foster

## HOMES UTILIZING DELAYED EGRESS WITH SECURED PERIMETER

### PROJECT DEVELOPMENT OVERVIEW

AS OF 6/30/2022

IN PROGRESS HOMES UTILIZING DELAYED EGRESS WITH SECURED PERIMETER					
REGIONAL CENTER	DEVELOPMENT TYPE	TOTAL CAPACITY	LOCATION OF HOME	SERVICE PROVIDER	PROJECTED SERVICE DATE
ACRC*	EBSH	4	Sheridan	Summit Therapeutic Services	1/1/23
CVRC	SRF	4	Turlock	AMVA	10/15/22
CVRC	SRF	4	Fresno	AMVA	4/1/23
CVRC*	EBSH	4	Still in Property Search	AMVA	8/1/23
CVRC	CCH	4	Still in Property Search	no Service Provider identified	8/1/23
IRC*	EBSH	4	Apple Valley	Laygo Management Services	1/1/23
NBRC*	EBSH	4	Vacaville	A Place of Grace	3/1/23
SDRC	CCH	4	Escondido	Community Research Foundation	9/1/22
SDRC*	EBSH	4	Still in Property Search	Merakey	8/1/23
SDRC	EBSH	4	Still in Property Search	Key Community Housing	3/1/24
TOTAL IN PROGRESS HOMES		10			
TOTAL IN PROGRESS CAPACITY		40			

DEFINITIONS: Community Crisis Home (CCH), Enhanced Behavioral Supports Home (EBSH), and Specialized Residential Facility (SRF)  
WIC 4698; H&S 1531.15

SUMMARY OF AUTHORITY: BED CAPACITY				
	DESP MAX CAPACITY	DESP COMPLETED	DESP IN PROGRESS	TOTAL DESP
OTHER (SRF)	95	19	8	27
EBSH	44	20	24	44
CCH	35	0	8	8
TOTAL	174	39	40	79

\*PDC STP Step-Down Home

# ENHANCED BEHAVIORAL SUPPORTS HOMES

## PROJECT DEVELOPMENT OVERVIEW

AS OF 6/30/2022

### IN PROGRESS ENHANCED BEHAVIORAL SUPPORTS HOMES

REGIONAL CENTER	TOTAL CAPACITY	LOCATION OF HOME	SERVICE PROVIDER	PROJECTED SERVICE DATE	AGE CATEGORY	DELAYED EGRESS WITH SECURED PERIMETER
ACRC	4	Fair Oaks	REM California	7/15/22	ADULT	NO
ACRC	4	Elk Grove	Merakey	11/1/22	CHILDREN	NO
ACRC	4	Sacramento	Turning Point California	9/1/22	CHILDREN	NO
ACRC*	4	Sheridan	Summit Therapeutic Services	1/1/23	ADULT	YES
ACRC	4	Sacramento	People's Care	6/1/23	ADULT	NO
CVRC	4	Fresno	Hope for Youth	11/1/22	CHILDREN	NO
CVRC	4	Visalia	MARS Group	8/1/22	ADULT	NO
CVRC	4	Visalia	People's Care	9/1/22	ADULT	NO
CVRC*	4	Still in Property Search	AMVA	8/1/23	ADULT	YES
ELARC	3	Whittier	Deesha	8/1/22	ADULT	NO
ELARC	4	Whittier	People's Care	9/1/22	ADULT	NO
ELARC	4	Whittier	People's Care	9/1/22	ADULT	NO
ELARC	4	Still in Property Search	no Service Provider identified	8/1/23	ADULT	NO
FDLRC	4	Still in Property Search	no Service Provider identified	2/1/24	ADULT	NO
FNRC	4	Redding	no Service Provider identified	11/1/22	ADULT	NO
GGRC	4	East Palo Alto	Telecare	7/1/23	ADULT	NO
GGRC	4	Still in Property Search	MGM	8/1/23	ADULT	NO
GGRC	4	Still in Property Search	Young Adult Institute (YAI)	8/1/23	ADULT	NO
HRC	4	Still in Property Search	no Service Provider identified	3/31/24	ADULT	NO



# ENHANCED BEHAVIORAL SUPPORTS HOMES

## PROJECT DEVELOPMENT OVERVIEW

AS OF 6/30/2022

### IN PROGRESS ENHANCED BEHAVIORAL SUPPORTS HOMES

REGIONAL CENTER	TOTAL CAPACITY	LOCATION OF HOME	SERVICE PROVIDER	PROJECTED SERVICE DATE	AGE CATEGORY	DELAYED EGRESS WITH SECURED PERIMETER
HRC	4	Still in Property Search	no Service Provider identified	3/31/24	CHILDREN	NO
IRC*	4	Apple Valley	Laygo Management Services	1/1/23	ADULT	YES
KRC	3	Bakersfield	AIMES	8/1/22	ADULT	NO
KRC	4	Bakersfield	MARS	11/1/22	ADULT	NO
NBRC	4	Still in Property Search	Telecare	8/1/23	ADULT	NO
NBRC	4	Still in Property Search	Golden Braveheart Manor	8/1/23	ADULT	NO
NBRC*	4	Vacaville	A Place of Grace	3/1/23	ADULT	YES
RCEB**	4	Fairfield	Young Adult Institute (YAI)	7/15/22	CHILDREN	NO
RCEB	4	Still in Property Search	no Service Provider identified	8/1/23	ADULT	NO
RCOC	4	Garden Grove	no Service Provider identified	4/30/23	ADULT	NO
RCOC	4	Still in Property Search	no Service Provider identified	10/1/23	ADULT	NO
RCRC	4	Fortuna	Young Adult Institute (YAI)	3/31/23	CHILDREN	NO
RCRC	4	Still in Property Search	no Service Provider identified	2/1/24	ADULT	NO
SARC	4	Watsonville	Young Adult Institute (YAI)	11/1/22	ADULT	NO
SARC	4	Watsonville	Caring Hearts	3/1/23	CHILDREN	NO
SARC	4	Still in Property Search	no Service Provider identified	8/1/23	ADULT	NO
SCLARC	4	Downey	Integrated Treatment Services	10/1/22	ADULT	NO
SCLARC	4	Los Angeles	Karen J. Neal	7/1/22	ADULT	NO
SCLARC	4	Los Angeles	Brandi Brooks	12/1/22	ADULT	NO

# ENHANCED BEHAVIORAL SUPPORTS HOMES

## PROJECT DEVELOPMENT OVERVIEW

AS OF 6/30/2022

IN PROGRESS ENHANCED BEHAVIORAL SUPPORTS HOMES						
REGIONAL CENTER	TOTAL CAPACITY	LOCATION OF HOME	SERVICE PROVIDER	PROJECTED SERVICE DATE	AGE CATEGORY	DELAYED EGRESS WITH SECURED PERIMETER
SCLARC	4	Still in Property Search	Hasu Homes	8/1/23	ADULT	NO
SDRC	4	Ramona	Merakey	11/1/22	ADULT	NO
SDRC	4	Ramona	Young Adult Institute (YAI)	3/1/23	ADULT	NO
SDRC**	4	Fallbrook	Young Adult Institute (YAI)	8/15/22	CHILDREN	NO
SDRC*	4	Still in Property Search	Merakey	8/1/23	ADULT	YES
SDRC	4	Still in Property Search	Merakey	8/1/23	ADULT	NO
SDRC	4	Still in Property Search	A Place of Grace	8/1/23	ADULT	NO
SDRC	4	Still in Property Search	Key Community Housing	3/1/24	ADULT	YES
VMRC	4	Stockton	TeleCare	8/15/22	ADULT	NO
VMRC	4	Still in Property Search	no Service Provider identified	8/1/23	CHILDREN	NO
<b>TOTAL IN PROGRESS HOMES</b>	<b>48</b>					
<b>TOTAL IN PROGRESS CAPACITY</b>	<b>190</b>					

\*PDC STP Step-Down Home

\*\*Dual Foster

**Institutions for Mental Disease (IMDs): Number of Consumers,  
Fiscal Years (FYs) 2000/01 through 2020/21**

<b>TABLE 1: NUMBER OF CONSUMERS IN AN IMD</b>				
<b>Fiscal Year</b>	<b>Number of Consumers in an IMD:</b>			<b>Number of Active DDS Consumers in January of FY</b>
	<b>At Any Time in FY</b>	<b>In January of FY</b>	<b>Rate per 10,000 in January of FY</b>	
FY 2000/01	28	21	2.7	78,295
FY 2001/02	45	25	2.9	85,488
FY 2002/03	73	43	4.9	88,151
FY 2003/04	125	54	5.7	95,522
FY 2004/05	178	114	12.0	94,864
FY 2005/06	213	139	14.2	97,962
FY 2006/07	254	147	14.4	101,993
FY 2007/08	265	159	12.6	126,272
FY 2008/09	273	170	12.0	142,123
FY 2009/10	289	181	11.0	164,321
FY 2010/11	311	206	12.2	169,406
FY 2011/12	362	241	15.3	157,106
FY 2012/13	333	207	13.6	151,667
FY 2013/14	229	119	7.0	169,673
FY 2014/15	179	122	7.4	164,102
FY 2015/16	167	96	5.8	164,494
FY 2016/17	122	71	4.1	171,465
FY 2017/18	96	62	3.4	180,191
FY 2018/19	108	56	3.2	172,956
FY 2019/20	98	59	3.4	176,088
FY 2020/21	107	65	3.3	198,300
FY 2021/22 <sup>1</sup>	78	59	3.4	174,763

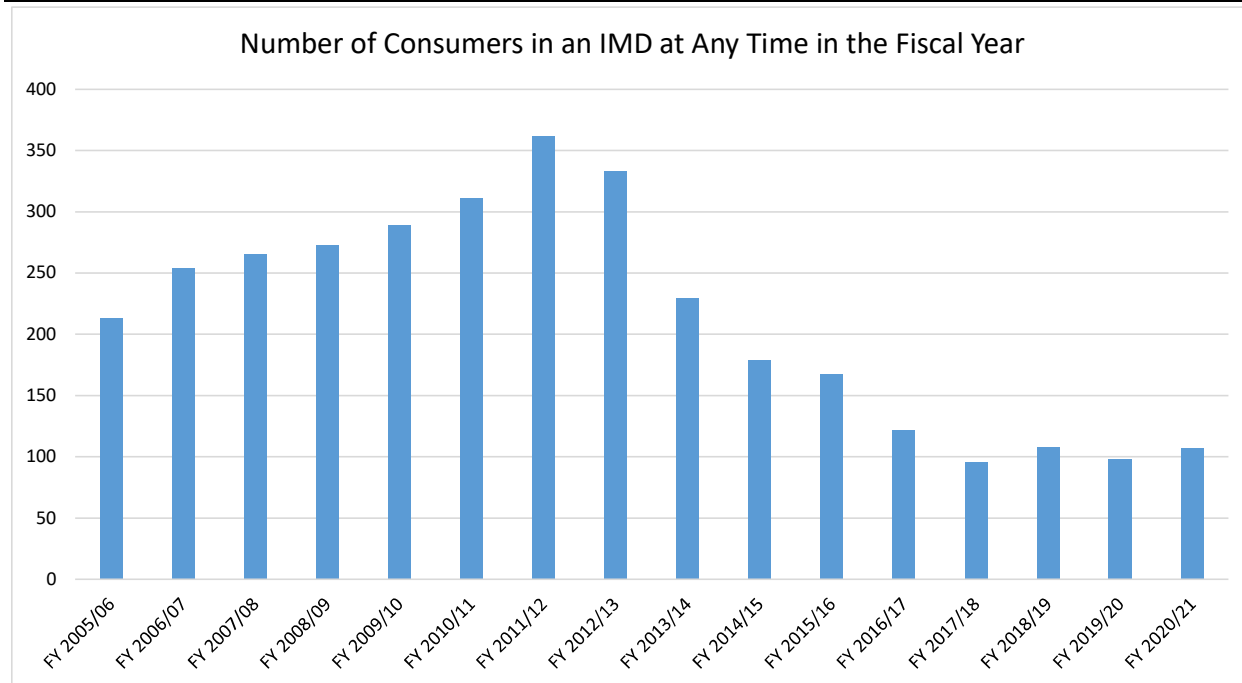
<sup>1</sup>Data for FY 2021/22 is preliminary as the fiscal year is not complete.

Source: DDS Research Section analysis of Purchase of Service and vendor data through June 2022 as of 07/08/2022.

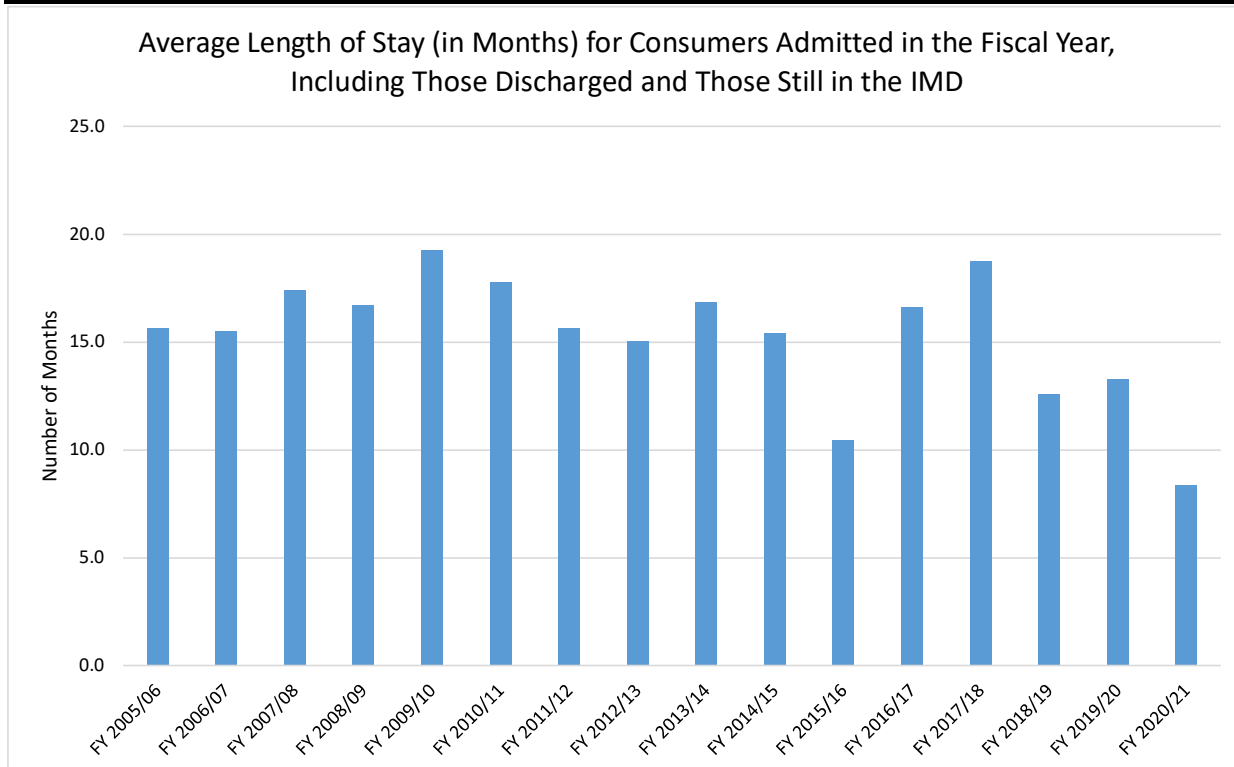
Notes: Excludes consumers in IMDs whose IMD services are not funded by regional centers. The Number of Active Consumers represents the DDS population who are within the same age range as the IMD residents within each fiscal year.

**Institutions for Mental Disease (IMDs): Number of Consumers,  
Fiscal Years (FYs) 2000/01 through 2020/21**

**CHART 1: NUMBER OF CONSUMERS IN AN IMD**



**CHART 2: AVERAGE LENGTH OF STAY FOR CONSUMERS IN AN IMD: ALL INDIVIDUALS**

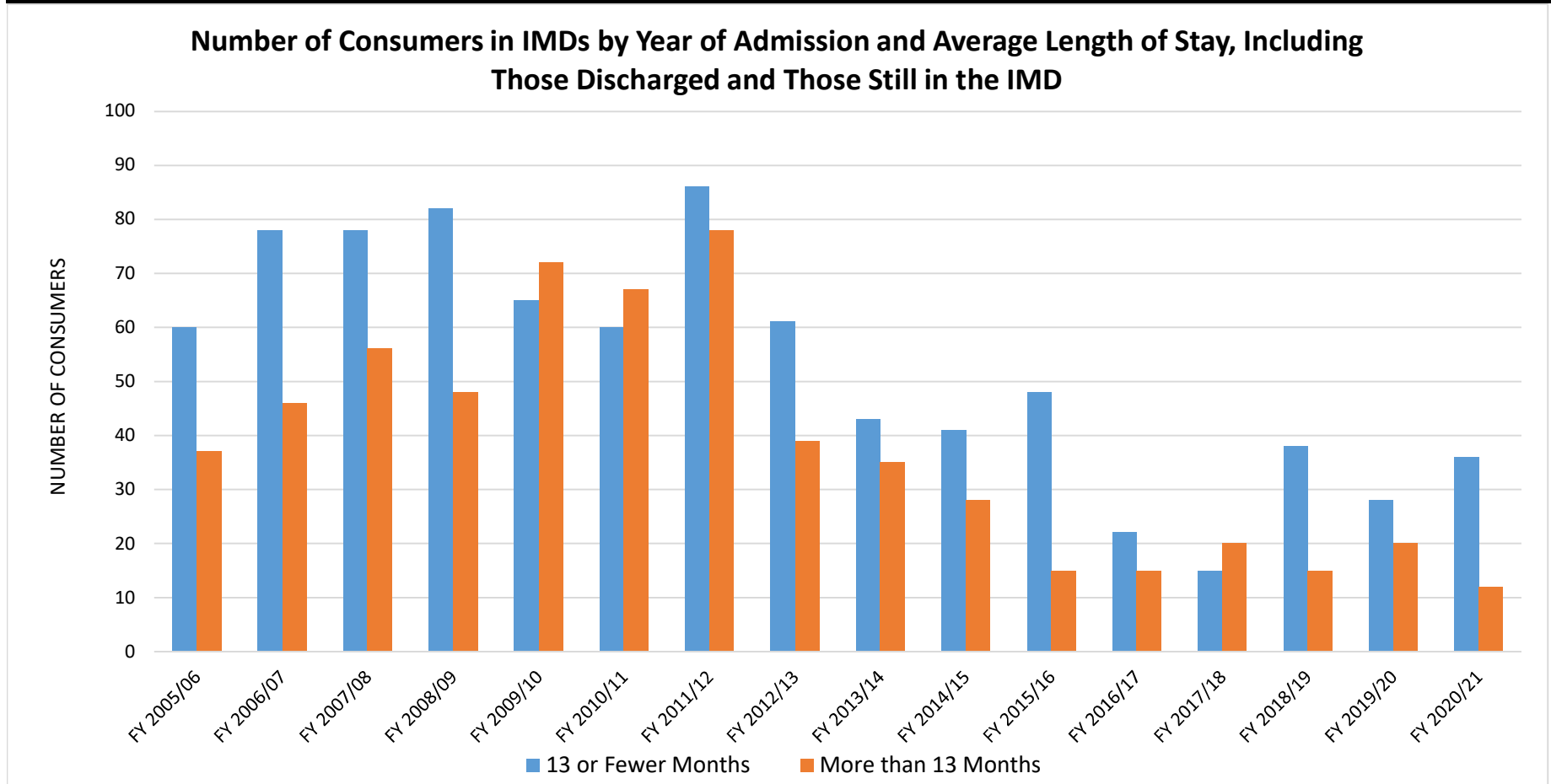


Source: DDS Purchase of Service and vendor data through June 2022.

Notes: Excludes consumers in IMDs whose IMD services are not funded by regional centers.

**Institutions for Mental Disease (IMDs): Number of Consumers,  
Fiscal Years (FYs) 2000/01 through 2020/21**

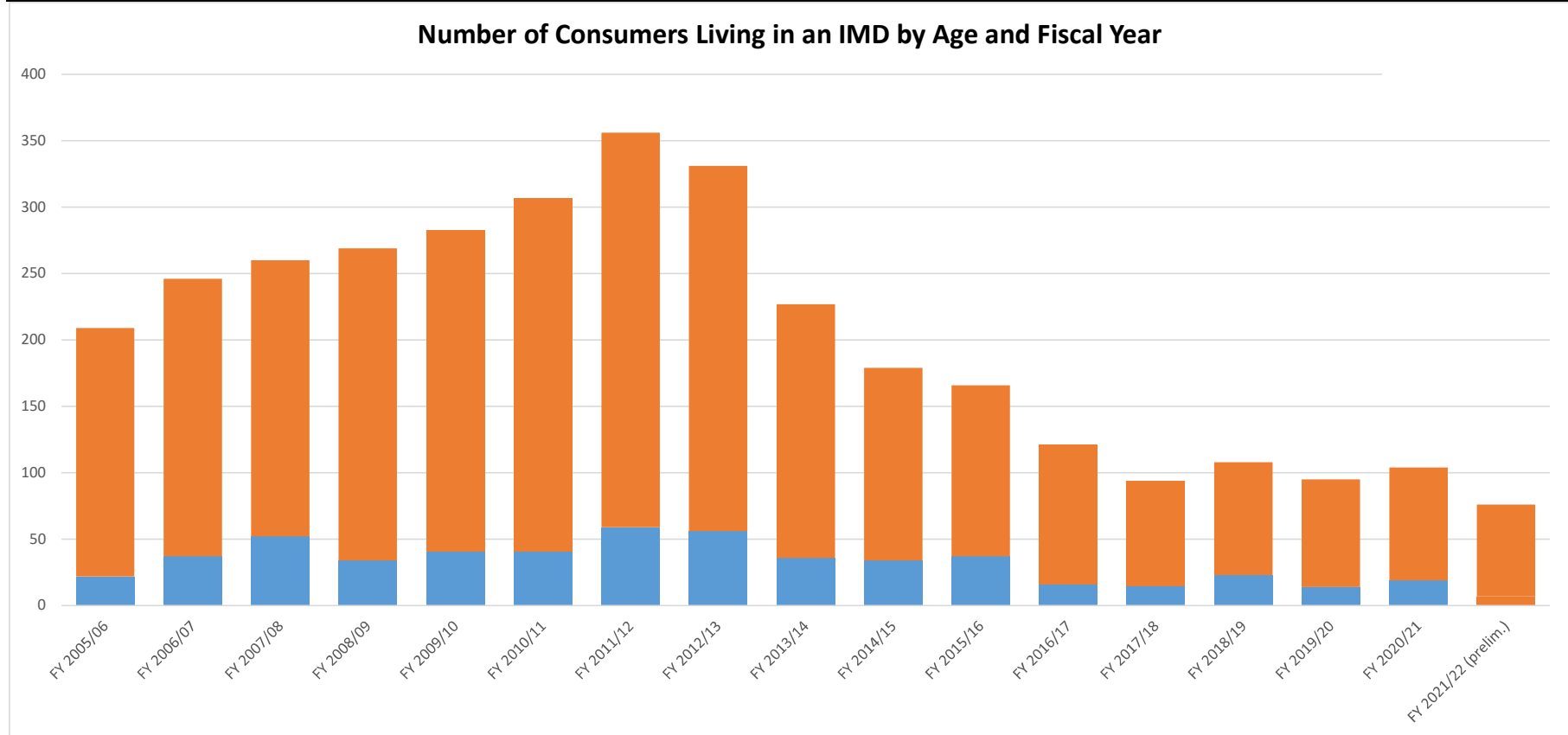
**CHART 3: NUMBER OF CONSUMERS BY LENGTH OF STAY: OVER/UNDER 13 MONTHS: ALL CONSUMERS**



Source: DDS Purchase of Service and vendor data through June 2022.

Notes: Excludes consumers in IMDs whose IMD services are not funded by regional centers.

**CHART 4: NUMBER OF CONSUMERS BY AGE**



Data for FY 2021/22 is preliminary as the fiscal year is not complete. Through Age 21 for FY 2021/22 are suppressed according to de-identification guidelines.

Source: DDS Purchase of Service and vendor data through June 2022.

Notes: Excludes consumers in IMDs whose IMD services are not funded by regional centers. Age is calculated as of January of each fiscal year.