


Employment Workgroup

May 22, 2023



Housekeeping



Interpretación en español: haga clic en el globo blanco en la parte inferior de la pantalla con la etiqueta "Interpretation." Luego haga clic en "Spanish" y seleccione "Mute original audio."



ASL interpreters have been "Spotlighted" and live closed captioning is active



This meeting is being recorded

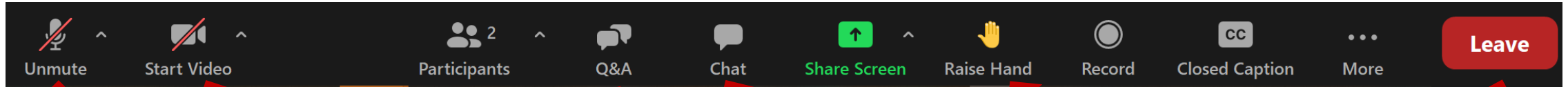


Materials are available at <https://www.dds.ca.gov/initiatives/stakeholder-events/>



Submit written comment via email to workservices@dds.ca.gov

Zoom Tips



Unmute mic only when it's your turn to speak



Turn your webcam on/off

All attendees can type questions/comments in the Q&A

Chat is available for Workgroup members only

Workgroup members can raise your hand when you want to speak

Leave the webinar at the end of the meeting



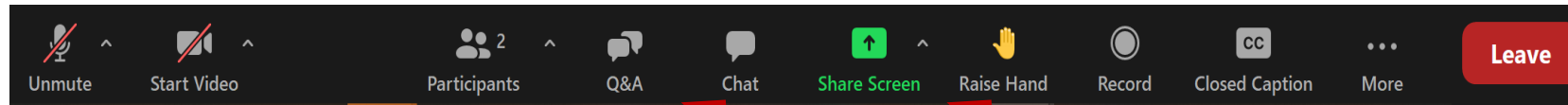
- For attendees, your video and microphone will not be available
- You will only see/hear workgroup members, DDS staff and presenters on screen



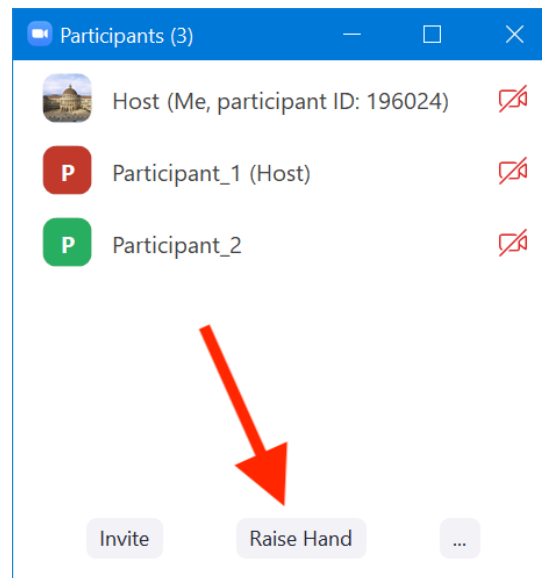
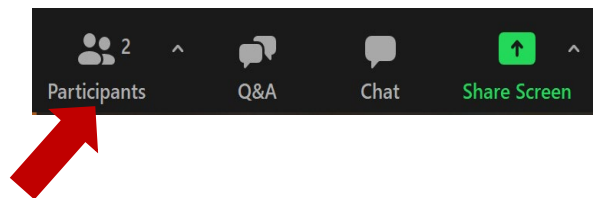
- Features will vary based on the version of Zoom and device you are using
- Some Zoom features are not available for telephone-only participants

Providing Comments – Workgroup Members

Workgroup Members: Please use the “Chat” or “Raise Hand” to comment



You may need to click on “Participants” and a new window will open where you can “Raise Hand”



Agenda

Welcome

Update: Career Pathways to Competitive Integrated Employment Pilot

Data on Transition Age Youth

Orange County Local Partnership Agreement: The Power of Collaboration and Partnerships

Discussion

Career Pathways to Competitive Integrated Employment Pilot



Transition Age Youth Data



Consumer by Age and Regional Center, FY 2017-18 to 2021-22

Regional Center	Age In Years														
	18			19			20			21			22		
	2017	2021	5- Yr Trend	2017	2021	5- Yr Trend	2017	2021	5- Yr Trend	2017	2021	5- Yr Trend	2017	2021	5- Yr Trend
ACRC	561	630	+69 12%	531	709	+178 34%	522	584	+62 12%	505	576	+71 14%	516	585	+69 13%
CVRC	388	458	+70 18%	389	452	+63 16%	371	419	+48 13%	351	431	+80 23%	356	410	+54 15%
ELARC	286	346	+60 21%	271	317	+46 17%	297	307	+10 3%	233	313	+80 34%	284	298	+14 5%
FDLRC	231	266	+35 15%	213	285	+72 34%	202	262	+60 30%	222	256	+34 15%	192	225	+33 17%
FNRC	138	191	+53 38%	132	184	+52 39%	162	157	-5 -3%	135	141	+6 4%	127	143	+16 13%
GGRC	199	201	+2 1%	170	207	+37 22%	184	205	+21 11%	182	219	+37 20%	189	206	+17 9%
HRC	336	385	+49 15%	336	397	+61 18%	370	376	+6 2%	309	338	+29 9%	300	354	+54 18%
IRC	840	973	+133 16%	837	999	+162 19%	774	923	+149 19%	800	927	+127 16%	754	908	+154 20%
KRC	202	277	+75 37%	184	252	+68 37%	216	253	+37 17%	189	218	+29 15%	164	223	+59 36%
NBRC	202	220	+18 9%	185	212	+27 15%	180	205	+25 14%	188	183	-5 -3%	203	194	-9 -4%
NLACRC	646	719	+73 11%	544	722	+178 33%	603	659	+56 9%	533	596	+63 12%	546	611	+65 12%
RCEB	429	554	+125 29%	446	519	+73 16%	464	527	+63 14%	452	507	+55 12%	457	452	-5 -1%
RCOC	504	561	+57 11%	482	602	+120 25%	528	550	+22 4%	502	570	+68 14%	502	566	+64 13%
RCRC	69	72	+3 4%	79	98	+19 24%	84	87	+3 4%	67	88	+21 31%	54	66	+12 22%
SARC	408	483	+75 18%	422	472	+50 12%	421	438	+17 4%	389	492	+103 26%	400	401	+1 0%
SCLARC	403	419	+16 4%	338	482	+144 43%	360	433	+73 20%	345	376	+31 9%	321	398	+77 24%
SDRC	621	723	+102 16%	550	744	+194 35%	599	685	+86 14%	563	720	+157 28%	569	669	+100 18%
SGPRC	279	280	+1 0%	293	318	+25 9%	261	324	+63 24%	292	300	+8 3%	264	265	+1 0%
TCRC	269	358	+89 33%	283	341	+58 20%	284	333	+49 17%	240	322	+82 34%	284	278	-6 -2%
VMRC	257	302	+45 18%	264	335	+71 27%	244	323	+79 32%	242	302	+60 25%	225	275	+50 22%
WRC	197	235	+38 19%	200	223	+23 12%	201	238	+37 18%	181	220	+39 22%	171	187	+16 9%
Total	7372	8535	+1163 16%	7051	8758	+1707 24%	7236	8181	+945 13%	6841	7991	+1150 17%	6774	7609	+835 12%

Data Source: Client Master File and State Claims File, March 2023. Run April 2023. Note: Link to Excel table here: [SOR_Request_TblsNew.xlsx](#)

Top 10 Service Codes by Age and Caseload, FY 2021-22

Service Code	18		19		20		21		22		23		24	
	Caseload	Rank	Caseload	Rank	Caseload	Rank	Caseload	Rank	Caseload	Rank	Caseload	Rank	Caseload	Rank
862	2821	1	2634	1	2293	1	2181	1	2057	1	1841	1	1821	1
62	486	2	515	2	540	3	519	3	506	4	488	6	495	7
643	451	3	451	3	376	4	330	6	319	8	298	9		
56	371	4	284	10	189	10								
102	361	5	410	5	359	6	396	5	325	7				
51	353	6	352	6	276	8	231	10						
785	298	7												
605	294	8	330	7	285	7	253	7						
103	287	9	295	9	236	9	241	8	267	9				
100	273	10												
520			439	4	577	2	646	2	719	2	953	2	723	4
55			304	8	371	5	426	4	718	3	760	3	1054	2
915							238	9	263	10			298	10
510									448	5	735	4	842	3
880									406	6	629	5	716	5
875											359	7	526	6
895											326	8	411	8
515											297	10	376	9

Source: State Claims File and Client Master File, March 2023.

Note: Table only includes counts for the top 10 service codes for each age group. Missing values indicate only that the service code was not among the top ten for the age group. RAEB.

[Service Code Descriptions](#)

Top 10 Employment Related Srvs by Age & Caseload, FY 2021-22

service code	18		19		20		21		22		23		24	
	caseload	Rank	caseload	Rank	caseload	Rank	caseload	Rank	caseload	Rank	caseload	Rank	caseload	Rank
510	16	1	54	1	74	1	80	2	86	2	105	2	92	2
952	6	2	50	2	66	2	105	1	144	1	205	1	233	1
491	4	3	13	5	16	5	24	5	39	5	31	5	25	5
055	3	4	22	3	33	3	30	4	46	4	50	4	57	3
515	3	4	6	6	3	6	6	6	8	6	6	7	10	6
950	1	5	19	4	20	4	38	3	51	3	57	3	92	2
063	1	5	1	7	2	7	3	8	3	8	5	8		
954			1	7	2	7	4	7	6	7	21	6	26	4
102					2	7	1	9	3	8	2	9	5	7
520					1	8			2	9	1	10	3	8
605			1	7									1	9
094														
635							3	8						

Data source: State Claims File as of FY21/22 and Client Master File as of March 2023. Run April 2023.

Note: Employment related service codes include 950, 952, 954 and all other service codes with subcodes PIP, CIE/EMP, and TDS. age calculated as of the end of June 2022. RAEB.

Orange County Local Partnership Agreement: The Power of Collaboration and Partnerships



Discussion



Future Meeting Dates

Tentative Schedule

- June 26, 2023, 1:00-2:30pm
- July 24, 2023, 1:00-2:30pm



Closing Comments

Email input and/or questions to
WorkServices@dds.ca.gov

