


# State Systemic Improvement Plan (SSIP) Constituency Group for Regional Centers & Providers



Meeting One:  
Introduction, Context, and  
Future Focus

June 11, 2024



# HOUSEKEEPING

Materials are available at:



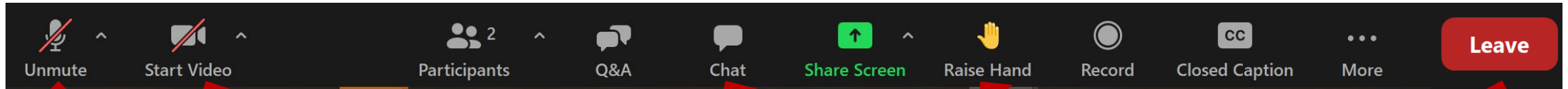
[State Systemic Improvement Plan \(SSIP\) - CA Department of Developmental Services : CA Department of Developmental Services](#)



Submit written comment via email to:

[Earlystart@dds.ca.gov](mailto:Earlystart@dds.ca.gov)

# ZOOM TIPS



Unmute mic only when it's your turn to speak



Turn your webcam on/off

All attendees can type questions/comments in the Q&A

Chat is available here

You can raise your hand when you want to speak

Leave the webinar at the end of the meeting



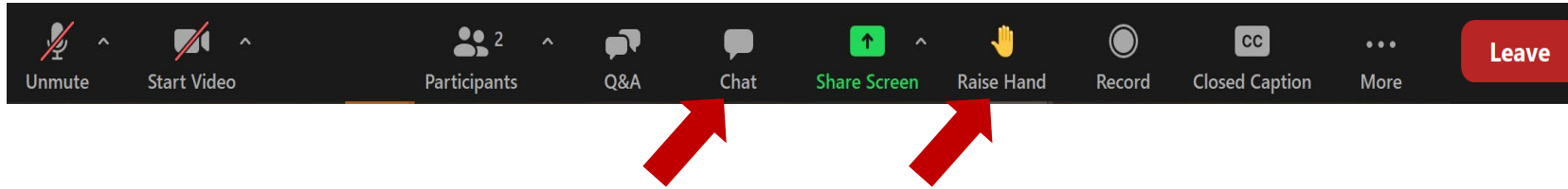
- Features will vary based on the version of Zoom and device you are using



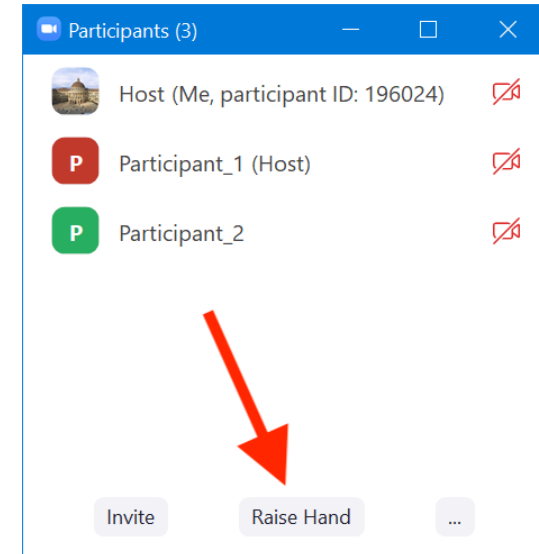
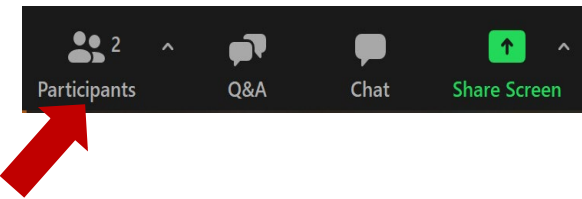
- Some Zoom features are not available for telephone-only participants

# PROVIDING COMMENTS

Please use the “Chat” or “Raise Hand” to comment.



You may need to click on “Participants” and a new window will open where you can “Raise Hand.”



# WHY YOU ARE HERE TODAY

## Process Purpose:

- Help improve child and family outcomes for infants and toddlers with disabilities

## Meeting Purpose:

- Respond to and reflect on recommendations regarding the direction of the state systemic improvement plan (SSIP)

## ***What is the SSIP?***

*A multi-year improvement plan*

*--infrastructure capacity*

*--evidence-based practices*

*Singular focus on child or family outcomes*

# INTRODUCTIONS

- SRI Facilitators
- Constituency Group Members
- SSIP Leadership Team

# SSIP ELEMENTS AND DEFINITIONS



## OSEP

- Office of Special Education Programs
- The U.S. Department of Education



## SiMR

- State-identified measurable result
- **Child or family outcome**
- Holistic or targeted population



## Phases

- Analysis and theory of action
- Design and evaluation
- Implementation and reporting

# CONTEXT: CALIFORNIA SSIP HISTORY

- First plan cycle: 2015-2020, extended two years
- **SiMR:** Child outcome statement 1: significant growth in social-emotional outcomes for all children aged 0 to 2
  - Having received at least six months of EI services through Early Start
- Variety of improvement strategies and activities
  - “Take a Minute” campaign
  - Options for Regional Centers to choose approach to improving outcomes

## *Links of Interest:*

<https://www.dds.ca.gov/services/early-start/state-systemic-improvement-plan-ssip/>

<https://www.dds.ca.gov/services/early-start/take-a-minute/>





# ORIGINAL THEORY OF ACTION

If DDS...

- Educates parents and providers,
- Implements evidence-based training strategies,
- Partners to disseminate information,
- Improves the measurement of progress of child outcomes, and
- Increases peer review and collaboration,

Then:

- Families will receive the education and support necessary to fully engage in their child's social/emotional development through the parent-child relationship, and
- Local systems will competently and consistently implement evidence-based practices,

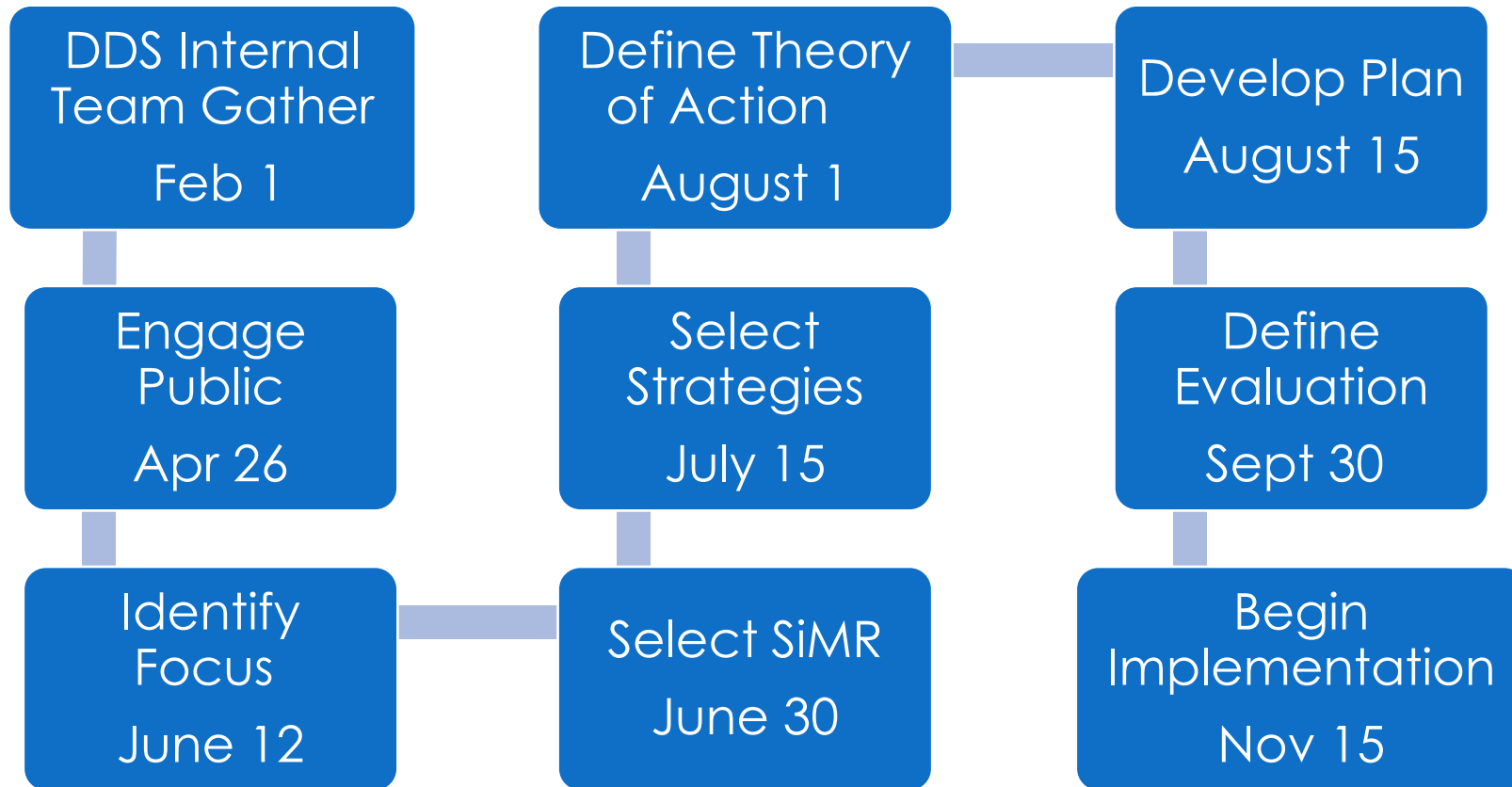
AND THEN...there will be more infants and toddlers with IFSPs exiting Early Start who substantially increased their rate of growth in social-emotional development.

# WHO IS INVOLVED?

## **Three avenues for public engagement:**

- Multi-constituency Advisory Group
- Targeted constituency conversations
- Public awareness and information sharing

# TIMELINE OVERVIEW



- Final decisions, plans, and documentation due by mid-November
- This timeline is subject to change

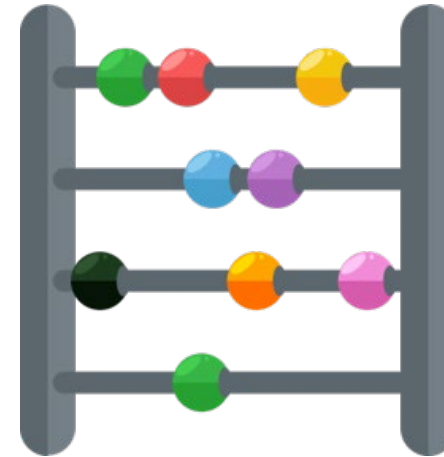
# IDENTIFY IMPROVEMENT FOCUS

Where should California Early Start focus its improvement efforts?


# CHILD OUTCOMES

Child demonstrates:

- A. Positive social-emotional skills
- B. Acquisition and use of knowledge and skills
- C. Use of appropriate behaviors to meet needs



# FAMILY OUTCOMES



Families report that the program helped them:

- A. Know their rights
- B. Effectively communicate their children's needs
- C. Help their children develop and learn

# CHILD OUTCOMES: WHAT IS MEASURED

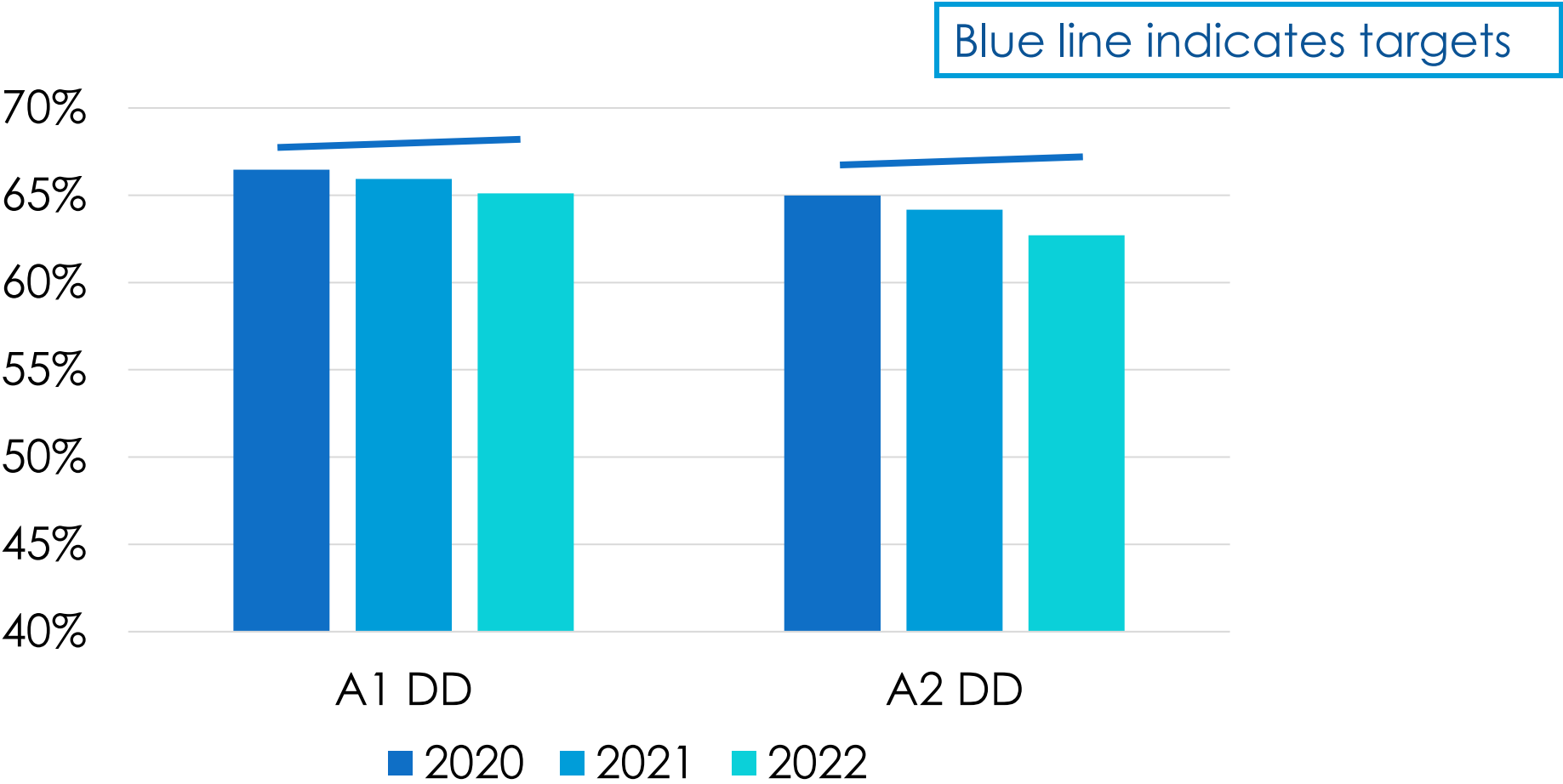
## Two summary statements for each outcome:

- Of those children who entered or exited the program below age expectations in each outcome, **the percent who substantially increased their rate of growth** by program exit.
- **The percent of children who were functioning within age expectations** in each outcome by program exit.

For more detail on how the statement rates are calculated, visit  
<https://ectacenter.org/eco/assets/pdfs/childoutcomeshighlights.pdf>

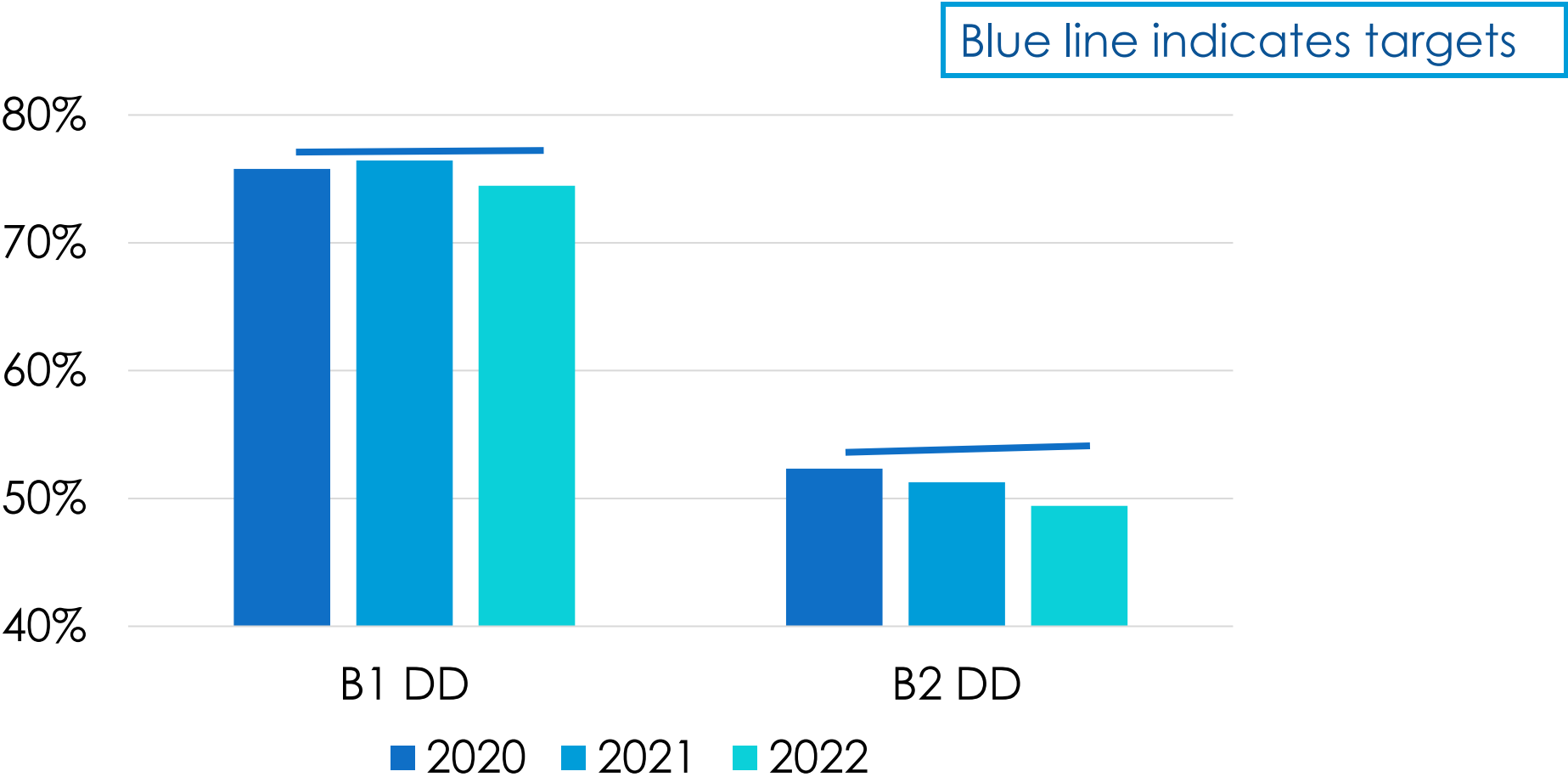
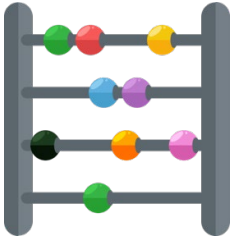
Data tables are available at:  
<https://www.dds.ca.gov/services/early-start/early-start-local-performance-materials/>

# Social-Emotional Development - Outcome A

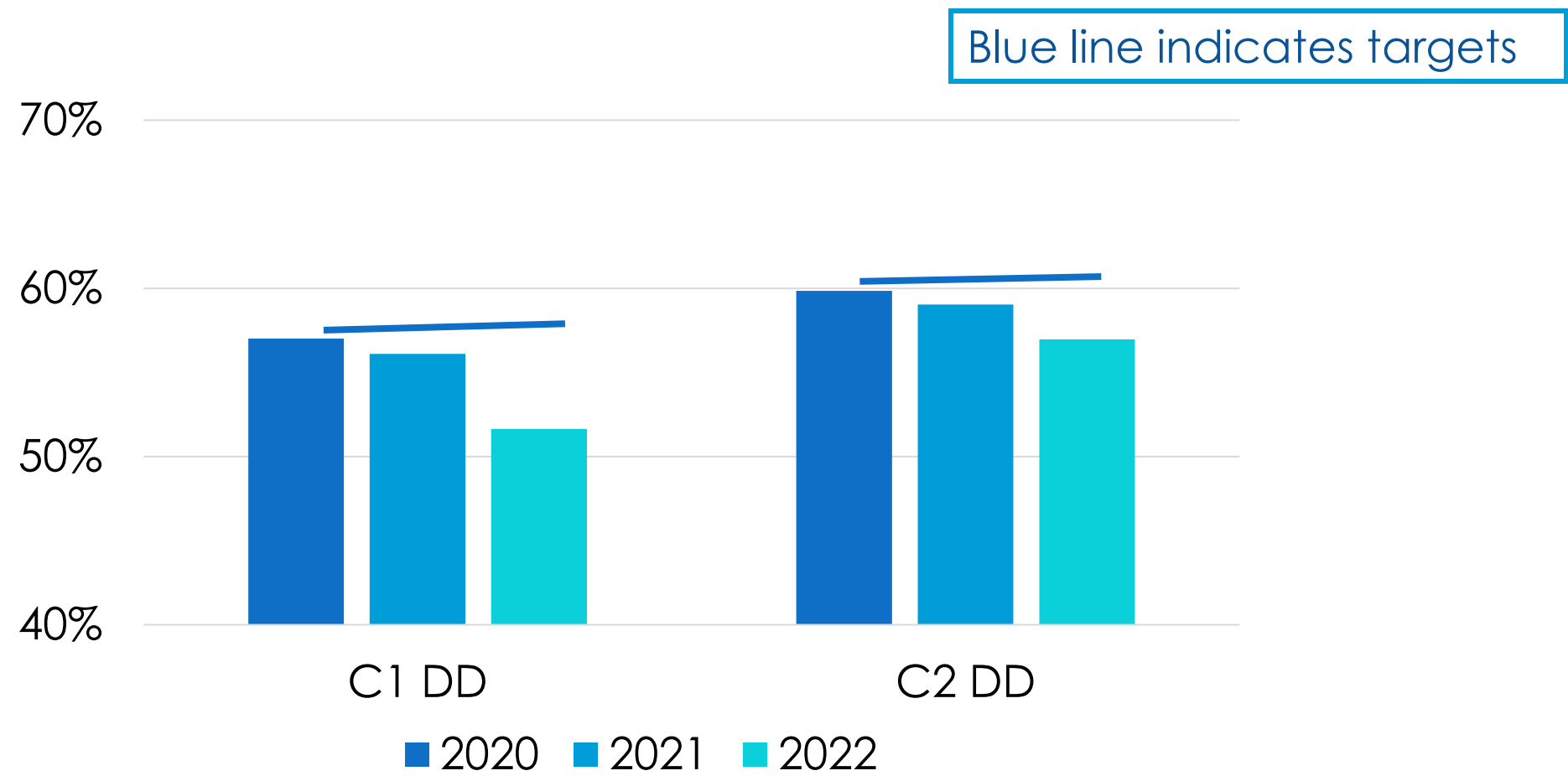




# Knowledge and Skills - Outcome B



# Behaviors to Meet Needs - Outcome C



# NATIONAL PERSPECTIVE ON CHILD OUTCOMES

## Demonstrating Growth (SS1)

Annually, California is...

- A. Just **above** national average of ~65%
- B. 5-7% **above** national average of ~70%
- C. 15% **below** national average of 70%

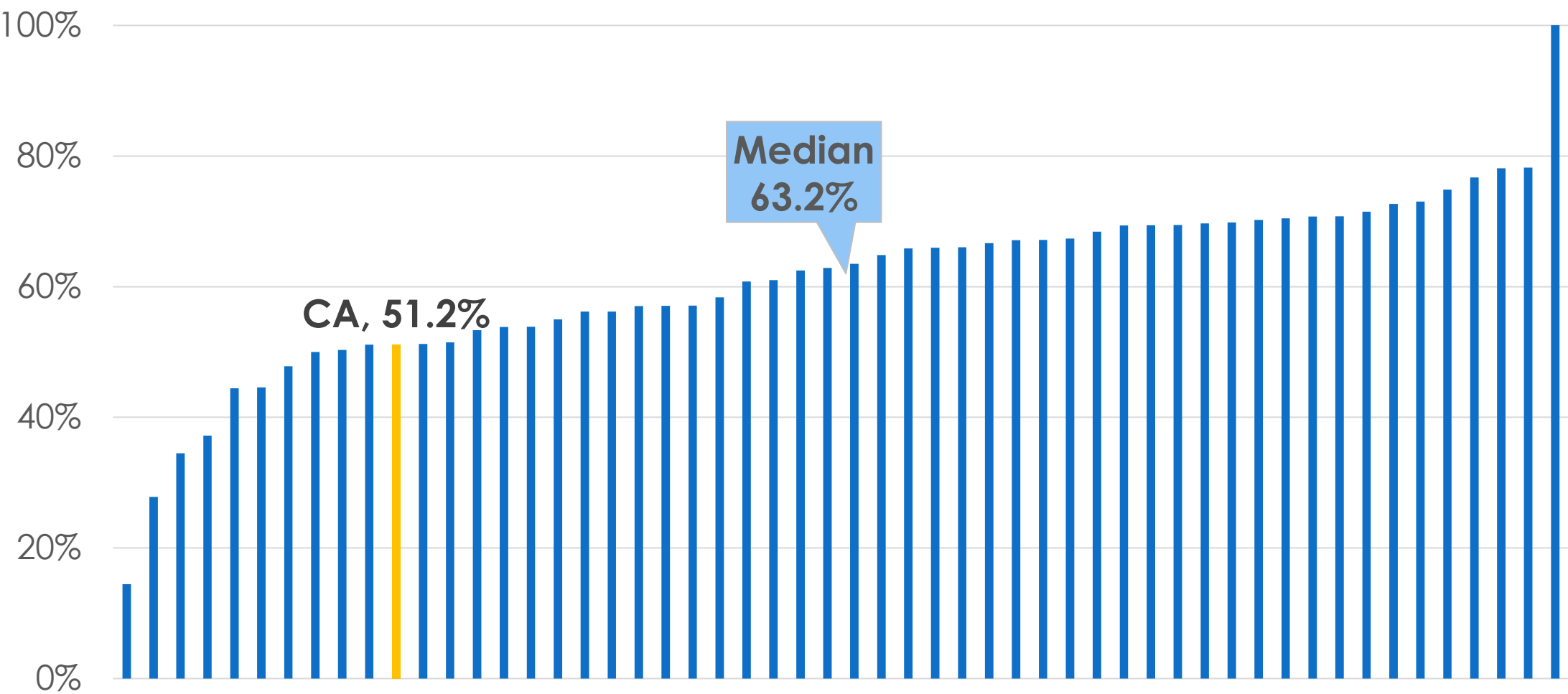
## Within Age Expectations (SS2)

Annually, California is 6–12% **above** the national average on each measure (Outcomes A, B, C)

National averages:

- A. 52%
- B. 42%
- C. 52%

# STATE DATA COMPLETENESS PERCENTAGES

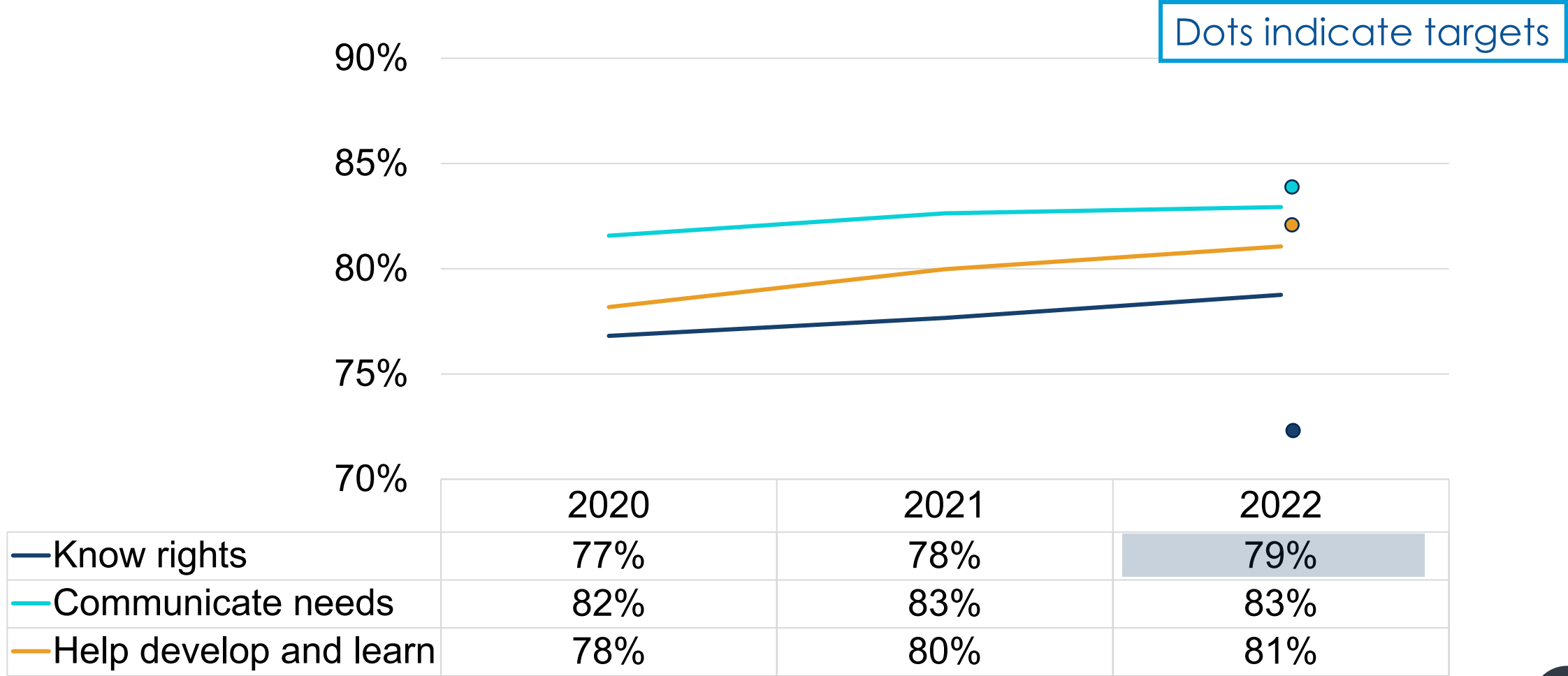


# FAMILY OUTCOMES: DETAILS

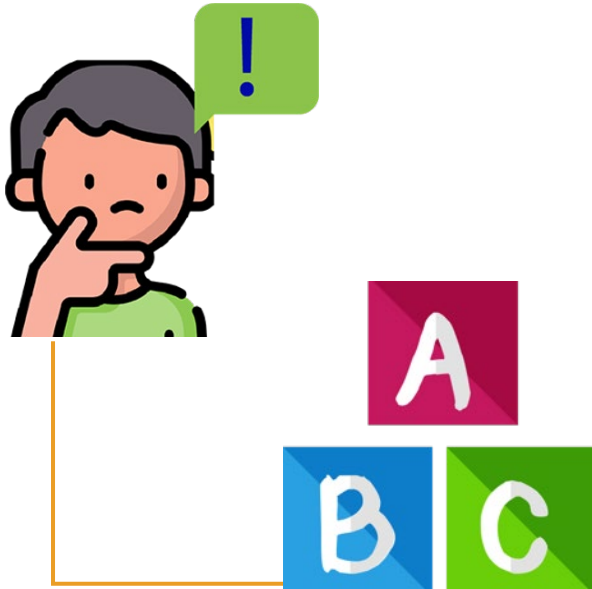
States have some flexibility:

- Sampling is permitted
- Can select among 3 surveys or develop their own
- Can choose who gets the survey
  - Such as: all families; all families with 3 months of service; at program exit; etc.
- Sampling plans must be submitted and approved by OSEP
- Results' representativeness must be analyzed and reported

# FAMILY OUTCOMES DATA & TARGETS



# NATIONAL PERSPECTIVE ON FAMILY OUTCOMES



In FFY 2021, California was 8–12% **below** the national average for each of the three family outcomes, which were all close to 91%.

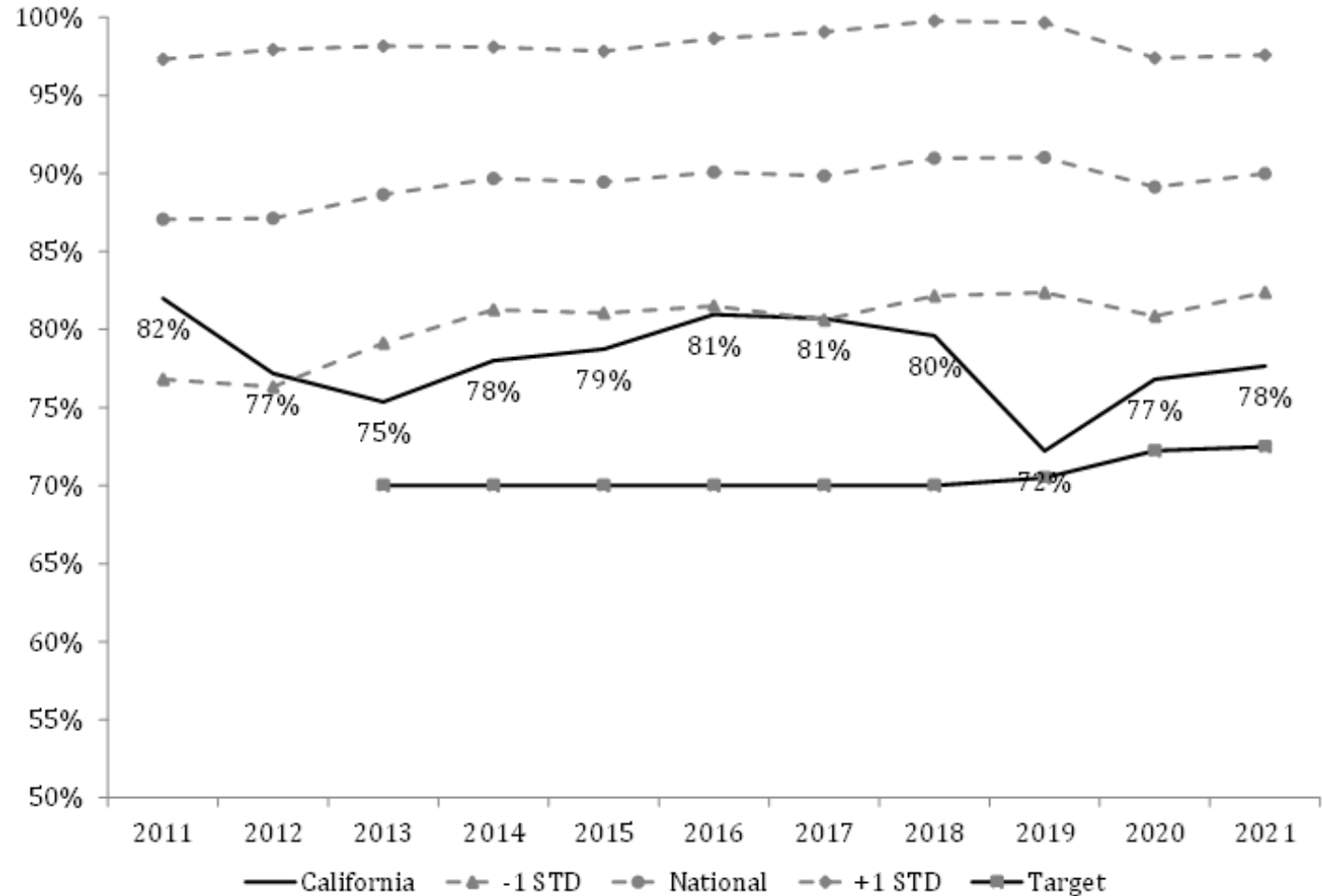
# Outcome A

**Percent of families who report:**

**Early Start helped them know their rights**



Figure 2. Part C Indicator 4A: Know their Rights





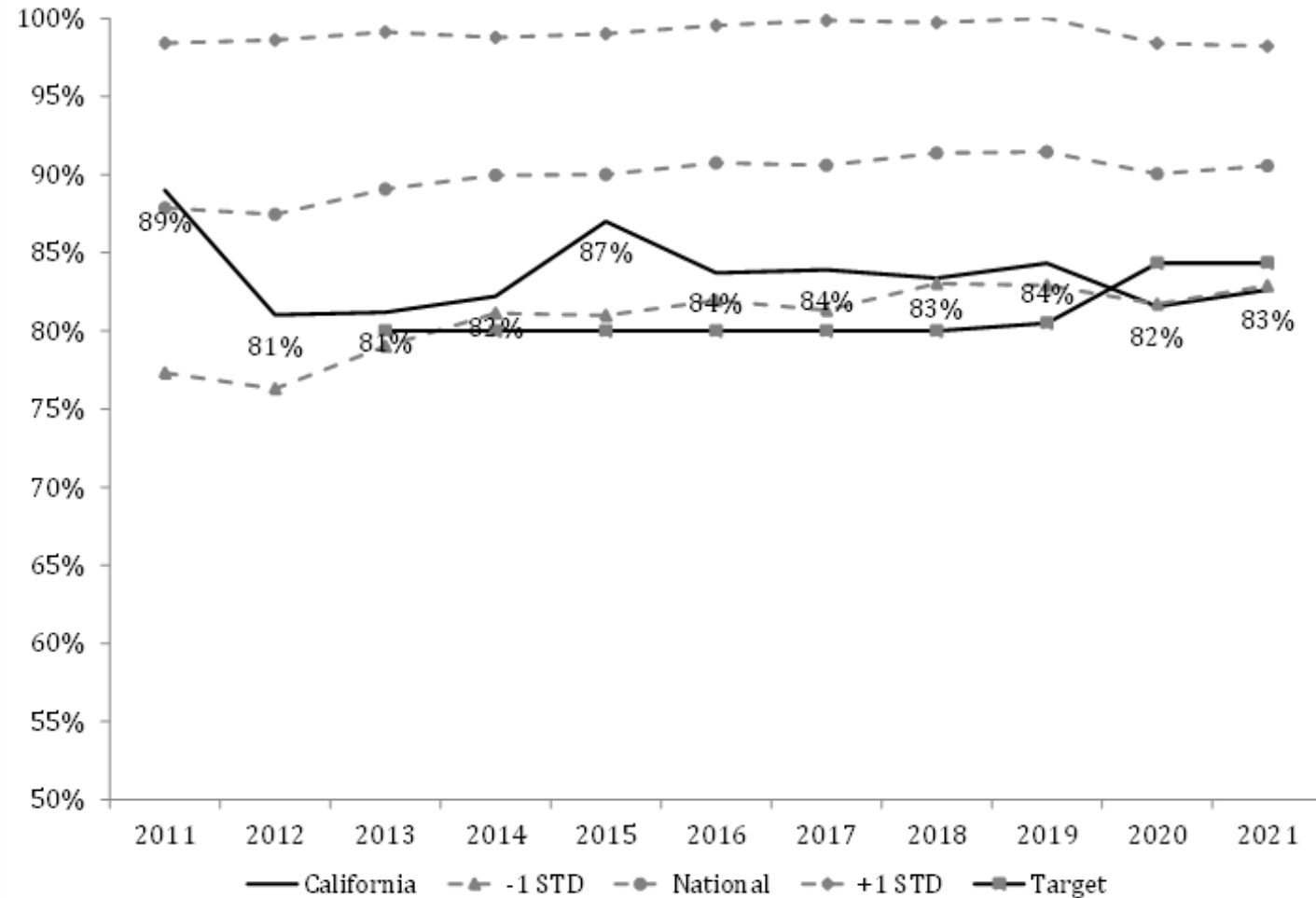
# Outcome B

**Percent of families who report:**

**Early Start helped them communicate their children's needs**



Figure 3. Part C Indicator 4B: Effectively Communicates



# Outcome C

**Percent of families who report:**

**Early Start helped them help their children develop and learn**


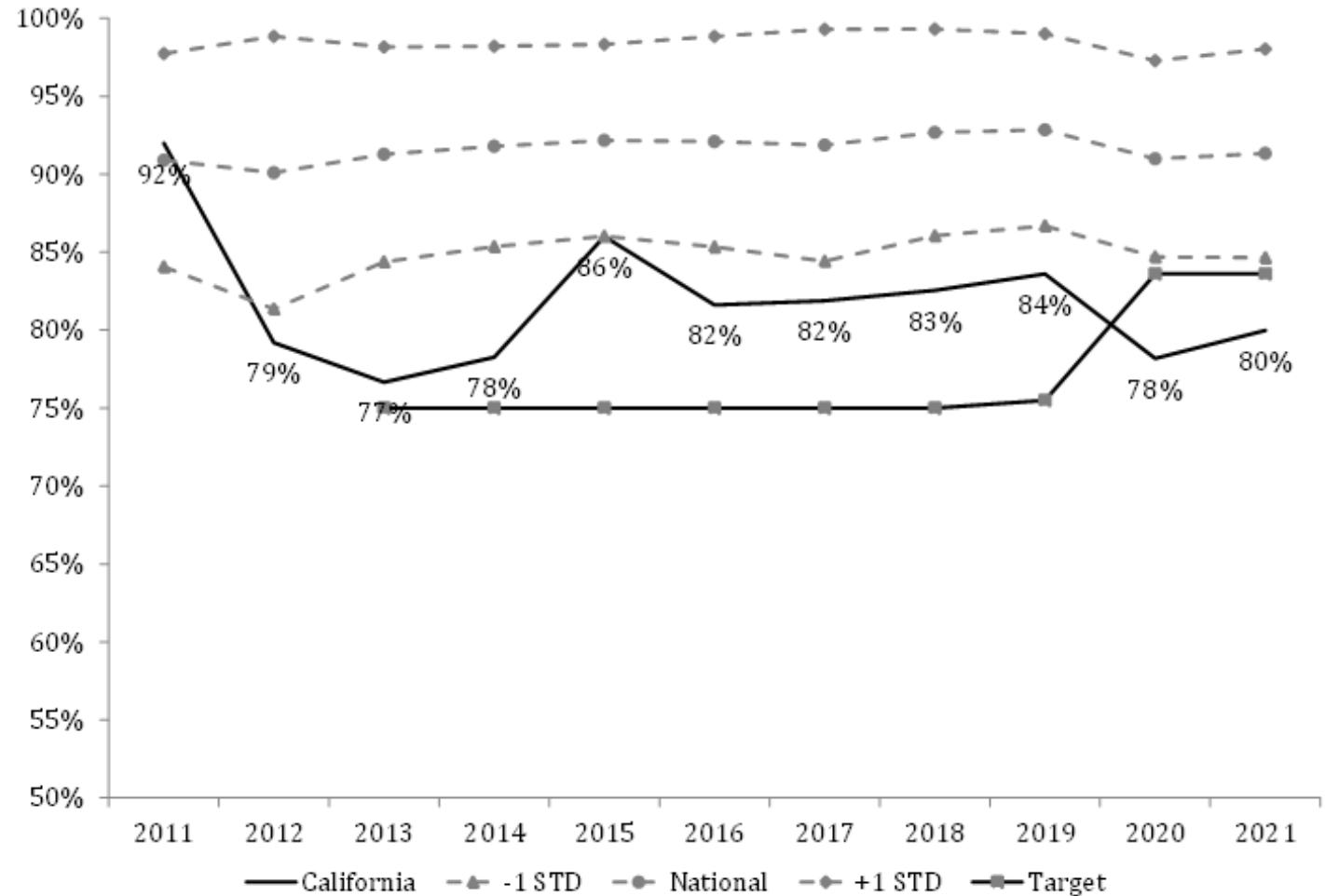


Figure 4. Part C Indicator 4C: Develop and Learn



# DISCUSSION QUESTIONS

- Which outcome(s) need more attention?
  - What do the data trends suggest the program needs to work on?
- What issues, concerns, and problems related to child or family outcomes do you see based in your experience, current work, or family life?
- What needs does California's population of infants and toddlers have that may not be evident in these data?

# IMPROVEMENT FOCUS FOR THE SSIP

## **Child outcomes:**

1. Positive social-emotional skills
2. Acquisition and use of knowledge and skills
3. Use of appropriate behaviors to meet needs

## **Family outcomes:**

1. Know their rights
2. Effectively communicate their children's needs
3. Help their children develop and learn

**Where should California Early Start focus its improvement efforts?**

# OTHERS' PREFERENCES

- Child Outcomes:
  - Preference to improve social-emotional skills
- Family Outcomes:
  - Preference to improve capacity to help families help their children develop and learn
- Constituent and advisory group members generally prefer focusing on improving family outcomes rather than a specific child outcome.

# WHAT'S NEXT?

- Advisory Group discussions in June and July:
  - Focus area and related potential improvement strategies
  - Theory of action
  - Improvement plan
- Constituent Group discussions in July
  - Feedback on proposed plan

## QUESTIONS AND COMMENTS

*Please contact:*

Ashley Lambert [Ashley.Lambert@dds.ca.gov](mailto:Ashley.Lambert@dds.ca.gov)

