



Direct Support Professional University

Community Members Webinar

May 4 and 5, 2026



Photo by [Chona Kasinger](#),
from [Disabled and Here](#)

Welcome



HOUSEKEEPING (Webinar)



Interpretación en español: haga clic en el globo blanco en la parte inferior de la pantalla con la etiqueta "Interpretation." Luego haga clic en "Spanish" y seleccione "Mute original audio."



ASL interpreters have been "Spotlighted" and Zoom's live closed captioning is active.



This meeting is being recorded.

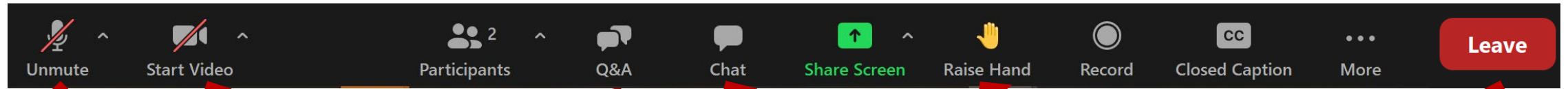


Materials will be/are available online at: [DSP University & Associated Wage Differentials : CA Department of Developmental Services](#)



Submit written comment via email to: Workforce@dds.ca.gov

ZOOM TIPS (Zoom Webinar)



Unmute mic only when it's your turn to speak



Turn your webcam on/off

All participants can type questions/comments in the Q&A for everyone to see and/or upvote

Chat is available for Panelists only; send chats to "Everyone"

Panelists can raise your hand when you want to speak

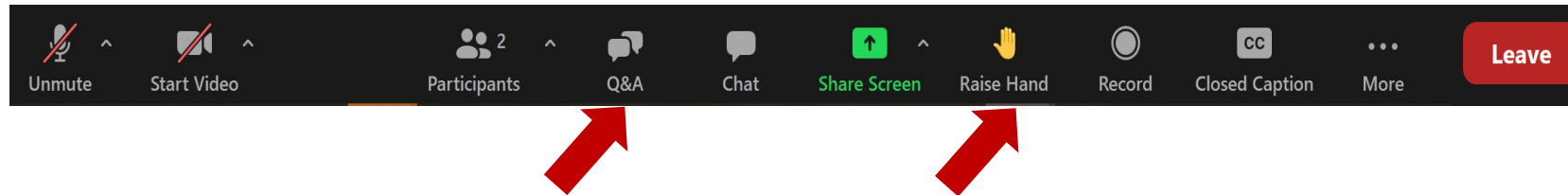
Leave the webinar at the end of the meeting



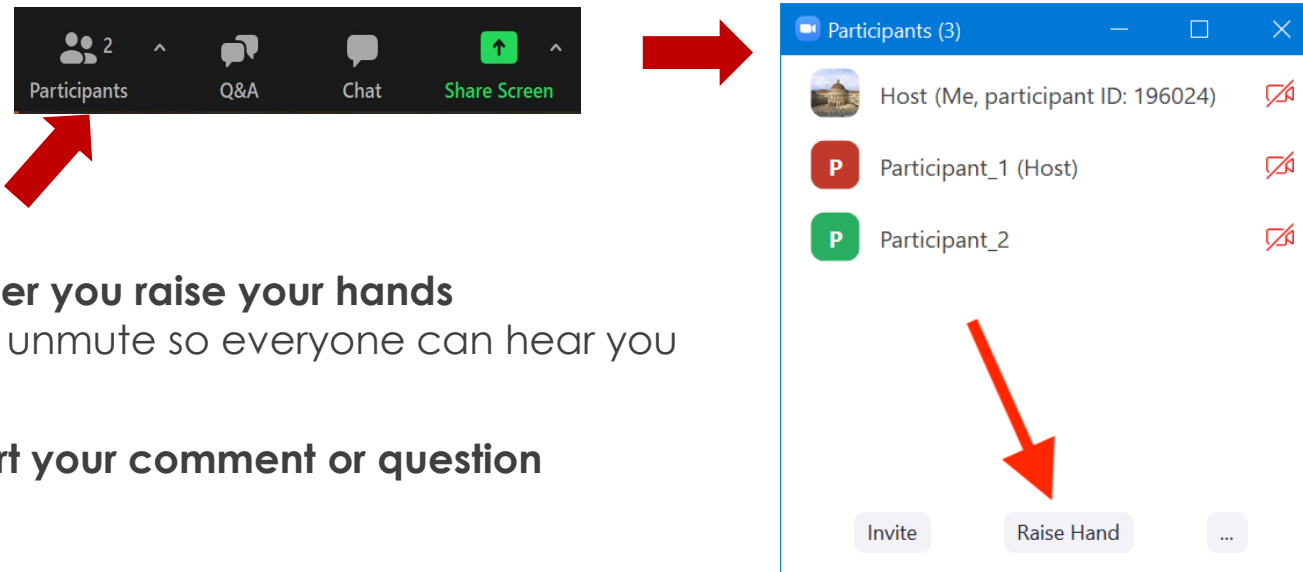
- For attendees, your video and microphone will not be available
- You will only see/hear workgroup members, DDS staff and presenters on screen
- Features will vary based on the version of Zoom and device you are using
- Some Zoom features are not available for telephone-only participants

PROVIDING COMMENTS – ATTENDEES (Zoom Webinar)

Attendees: Please use the “Q &A” or “Raise Hand” Zoom buttons to make a comment or ask a question



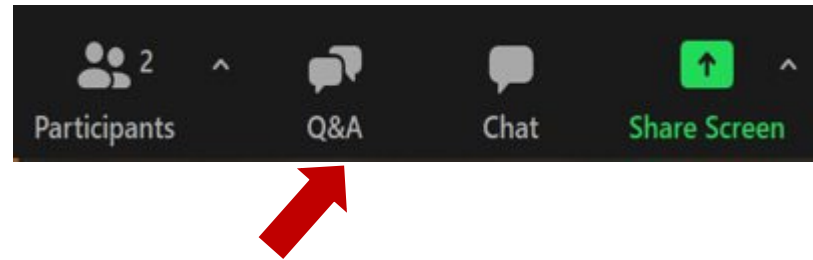
You may need to click on “Participants” and a new window will open where you can “Raise Hand”



- **Attendees will be called on in the order you raise your hands**
 - You will be prompted by Zoom to unmute so everyone can hear you
- **Please say your name before you start your comment or question**
- **Speak slowly to assist the interpreters**

ZOOM TIPS FOR PARTICIPANTS (Zoom Meeting)

Participants: Please use the “Q & A” function on your toolbar to ask questions or comment.

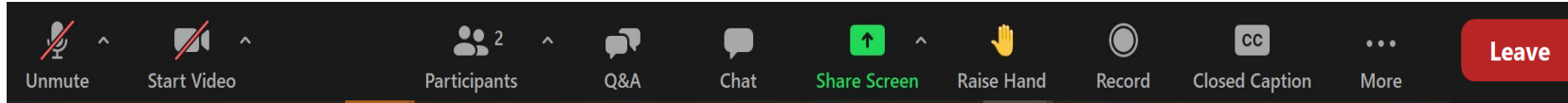


- Your video and microphone will not be available unless you are called on
- You will only see/hear DDS staff & presenters on screen
- Features will vary based on the version of Zoom and device you are using
- Some Zoom features are not available for telephone-only participants

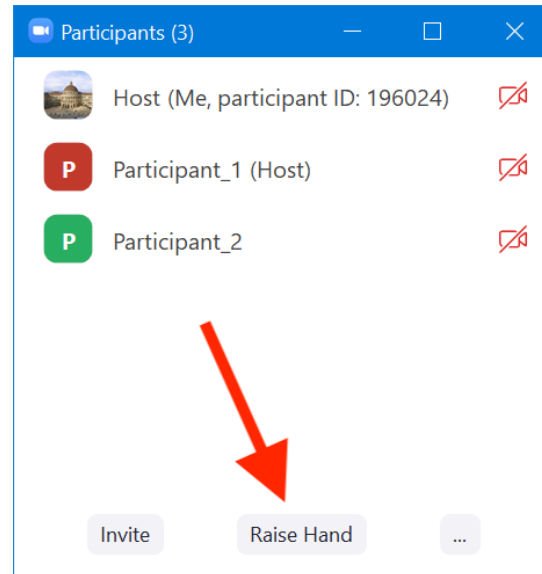
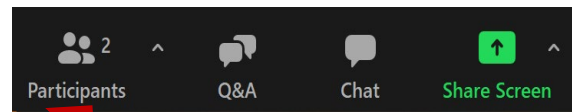


PROVIDING COMMENTS – PARTICIPANTS (Zoom Meeting)

Participants: Please use “Chat” or “Raise Hand” to comment



You may need to click on “Participants” and a new window will open where you can “Raise Hand”



Direct Support Professional University


Agenda

- Background
- What Is DSPU?
- DSPU Training Structure
- Examples of Lessons for Tier 1
- Training Platform
- DSP Participation
- Who Is an Eligible DSP?
- Who Is NOT Eligible?
- DSP Enrollment Process



Background

- Established by AB 136 (2021)
- Added WIC Section 4641.5
 - Promotes equity through:
 - Training
 - Certification



What is Direct Support Professional University?

- Statewide training & certification program
- Competency-based training curriculum
 - Supports:
 - Person-centered practices
 - Cultural & linguistic responsiveness
 - Improved outcomes for individuals with IDD



Three Progressive Tiers of DSPU – Curriculum

DSPU Training Structure

Tier 1:
Foundations
(health,
safety, system
basics)

Tier 2:
Quality of life &
independence

Tier 3:
Advanced &
specialized
practice



Tier 1: Examples of Courses and Lessons

Course 1: Rights, Values and Community-Based Services

Lessons (16 hours)

- 1.1 Understanding the Perspectives of People with Developmental Disabilities: Experiences, Diversity and Culture
- 1.2 Understanding the Context of Services for People with Developmental Disabilities: History, Law and the Values by which We Work
- 1.3 What Are We Trying to Achieve in Services: "People Living Their Best Lives"
- 1.4 The Role of the DSP and What is Expected
- 1.5 An Introduction to Person-Centered Practice

Course 2: Supporting Safety, Health and Well-Being

Lessons (16 hours)

- 1.6 Supporting Health and Well-Being - Providing a Safe and Healthy Environment and Support
- 1.7 Supporting Health and Well-Being - Fatal Five Fundamentals and Basic First Aid
- 1.8 Understanding, Preventing and Responding to Abuse
- 1.9 Providing Sensitive and Respectful Personal Care
- 1.10 Person-Centered and Required Documentation

Course 3: Applying Principles in Practice: Level 1 Learners

Lessons (16 hours)

- 1.11 Practice-Based Sessions on Person-Centered Practice-Instructor Led
- 1.12 Understanding and Communicate with People Who are Deaf (Even if You and/or They Don't Use ASL)
- 1.13 Deaf Culture and Perspectives
- 1.14 Advocacy
- 1.15 Understanding and Promoting Rights
- 1.16 Epilepsy
- 1.17 Introduction to Autism
- 1.18 Introduction to Downs Syndrome
- 1.19 Prader-Willi Syndrome
- 1.20 How to Manage and Prevent Choking




Training Platform

- Delivered through the Department's Employee Development, Growth, and Education (EDGE)
- Web-based Learning Management System (LMS)
- Centralized access for DSPs statewide



DSP Participation


- Voluntary
- DSPs must meet eligibility criteria
- Regional Center Service Provider must be funded by regional centers



Who qualifies as a DSP?

DSPs are individuals who:

- Provide direct support to individuals with IDD
- Spend 50%+ of work hours in direct support
- Support health, safety, and independence
- Are paid workers funded by regional centers



Who Is NOT Eligible?

DSPs are not:

- Clinicians & licensed staff (e.g., nurses, therapists)
- Behavioral specialists (RBTs, BCBAAs)
- Contract / 1099 / temp staff
- Transportation-only or meal delivery staff
- Volunteers & administrative staff



Regional Center Service Provider Responsibilities



- Verify DSPs employment after teir completion
- Service providers have **7 days** to verify their DSPs employment status

DSPU Enrollment/Participation Process



1. DSPs will access the online enrollment form.
2. DSPs complete the form, providing their personal information and their employer information.
3. After enrollment form submission, the DSP receives an email with their username and temporary password to login to EDGE and access DSPU courses.
4. DSP can then completes tier.



**DIRECT
SUPPORT
PROFESSIONAL
UNIVERSITY**


PREVIEW



Q & A



For More Information



For more information about the DSPU Program visit the Department's Website:

[DSPU Webpage](#)

For questions regarding DSPU or EDGE, please mail:

EDGE@dds.ca.gov

For questions regarding the Workforce Initiative Programs, please

email: WORKFORCE@dds.ca.gov