THE REGIONAL CENTER PARTNERSHIP IS PROUD TO PRESENT

Ready Together: Emergency Preparedness Series

TOPIC: FALL SAFETY





PRESENTATION ACCESSIBILITY CHECK

- This presentation will have an American Sign Language interpreter that is spotlighted on the screen



- To view real-time translation in English, Chinese, Spanish, or Vietnamese.

Click the Interpretation Icon.



- To ask a question at any time during this presentation

Use the Q&A feature at the top of your screen.



AGENDA

- Basics
- El Nino
- Earthquakes
- Halloween Safety



EMERGENCY PREPAREDNESS

Basics Review





EMERGENCY PREPAREDNESS

Question #1:

How many people here are registered for their local emergency alerts?



EMERGENCY PREPAREDNESS



Question #2

It is important to plan ahead by making a plan, discussing and practicing that plan, before an emergency occurs?





EMERGENCY PREPAREDNESS

Question #3

Similar to making a plan, it is also important to become familiar with basic terminology you may encounter during an emergency or disaster?





EMERGENCY PREPAREDNESS

Question #4

Do you have a go bag or stay at home kit?





EL NINO

What is El Nino?

An El Nino is a natural weather pattern caused by warmer ocean water in the Pacific Ocean.

Heavy Rainfall

Due to the warmer ocean. Increases the amount of available moisture.

Landslides and Debris Flows

Cause from heavy rainfall on saturated hillsides.

Coastal Erosion

Cause from winter storms that bring large waves and storm surge to coastlines.

Snowpack Dynamics

Strong El Nino cycles can cause heavy Sierra Nevada snowpack at high elevations







EL NINO AREAS

Creeks, Rivers, or Low Streets

Watch for flooding and fast-rising water.



Mountains

Heavy snow and dangerous roads



Hills or Burn Scars

Watch for mudslides and debris flows



Desert

Flash floods in washes and dips.



Coast

Big waves and Erosion



Everywhere in CA

Strong winds, falling trees, power outages, and road closures





EL NINO PREPAREDNESS



Stay Informed

Sign up for local emergency alerts, pay attention to weather forecasts, and follow instructions for local officials.



Make a Plan

Think about where you would go and how you would get there if you needed to leave your home.



Plan for Daily Needs

Think about medications, medical equipment, transportation, pets, communication needs, and anything else you rely on each day.



Know Where to Get Help

If available, call 211 or visit their website for information about local services and resources or call 9-1-1 in the event of an emergency,



EARTHQUAKES PREPAREDNESS

Before

Download the MyShake application on your cellular device, secure loose or tall furniture, and have a go bag ready!



During

DROP, COVER, and HOLD ON or LOCK, COVER, and HOLD ON.



After

Be ready for aftershocks, follow directions from public safety officials, and check for hazards in surrounding area.

HALLOWEEN SAFETY

Costumes

- Wear flame resistant
- Wear bright, reflective or add strips of reflective tape
- Make sure the costumes aren't too long to prevent from tripping, falling, and/or other bumps



Safety

- Never go inside someone's home. Stay on the porch
- Do not accept rides from strangers
- Keep safe distance from moving vehicles
- Look in all directions before crossing the street and use sidewalks



Treats

- Don't eat candy until it has been inspected at home
- Check labels for food allergies
- Remove any choking hazards
- Inspect for signs of tampering

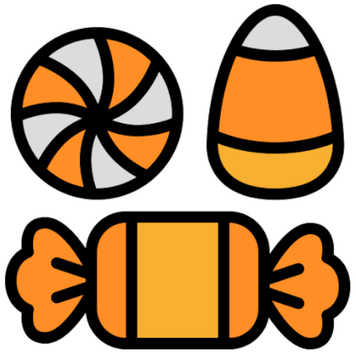

THANK YOU

Happy Halloween



